



ESTRO
creative and harmonious lighting

ilmas
FORME DI LUCE INTELLIGENTE

part of
HBA



**CREATIVE
AND
HARMONIOUS
LIGHT**

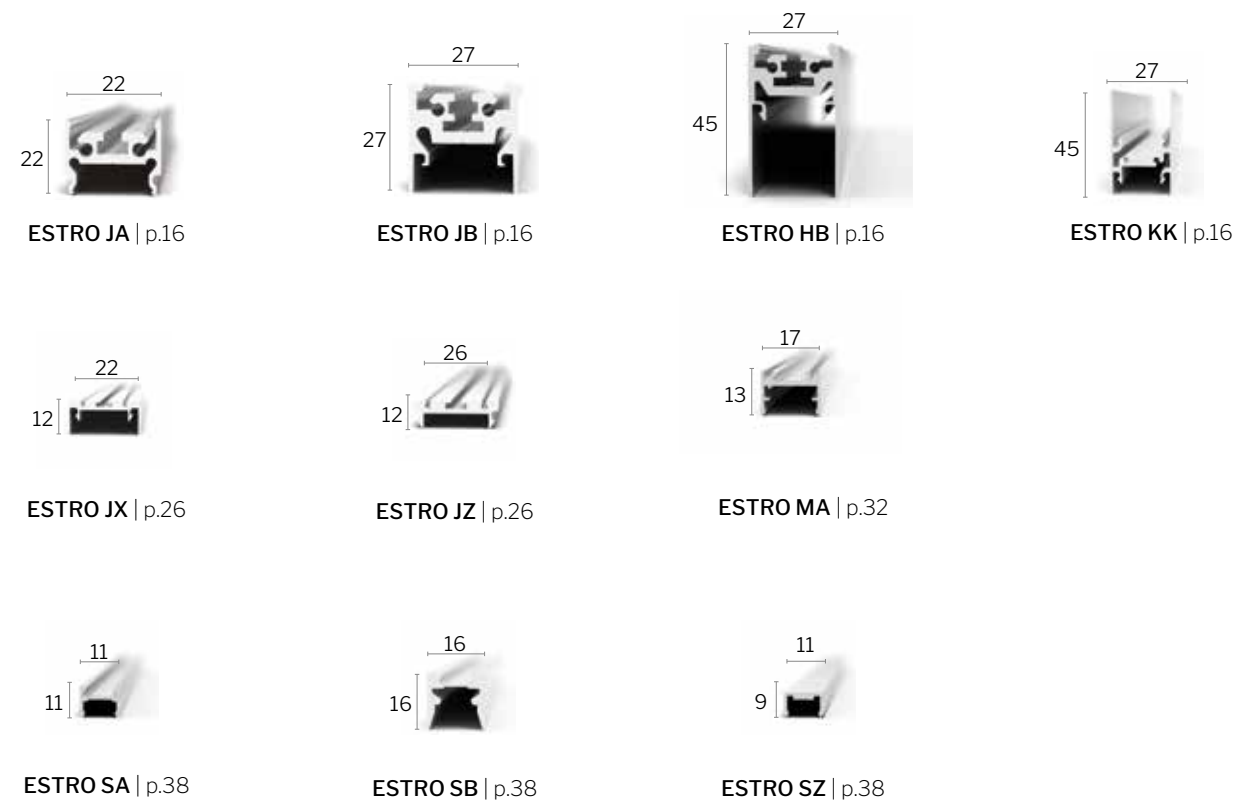


L'AZIENDA
THE COMPANY

ESTRO A SUPERFICIE/SURFACE

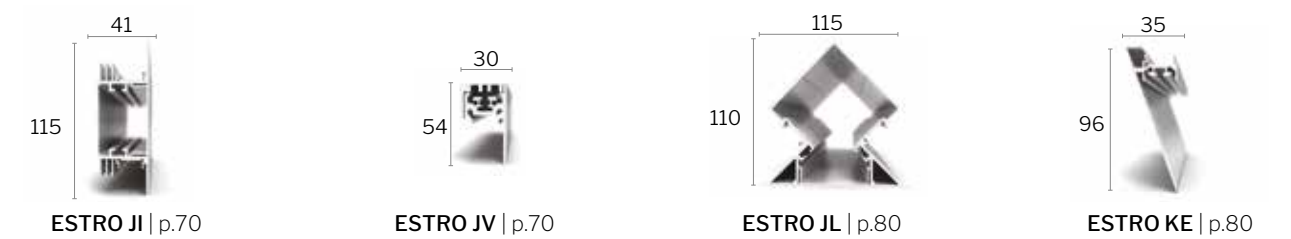
P. 15

ESTRO aggancio con clip a molla o magnete / ESTRO clip or magnetic fixing system



ESTRO A PARETE / WALL

P. 69



ESTRO ANGOLARI/CORNER

P. 47

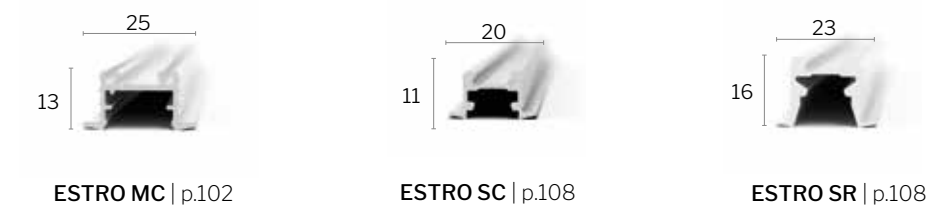
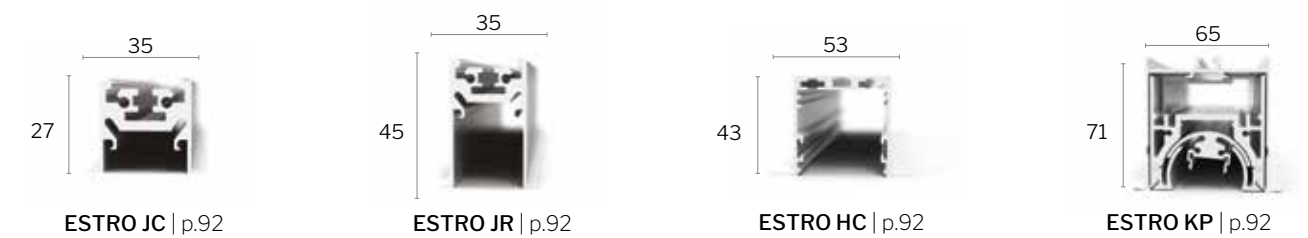
ESTRO corner con clip o magneti / ESTRO corner with clips or magnets




ESTRO INCASSO / RECESSED

P. 91


Per cartongesso posato / pre-installed plasterboard




Per sottopensili / For under units



Per cartongesso da posare / plasterboard to be installed



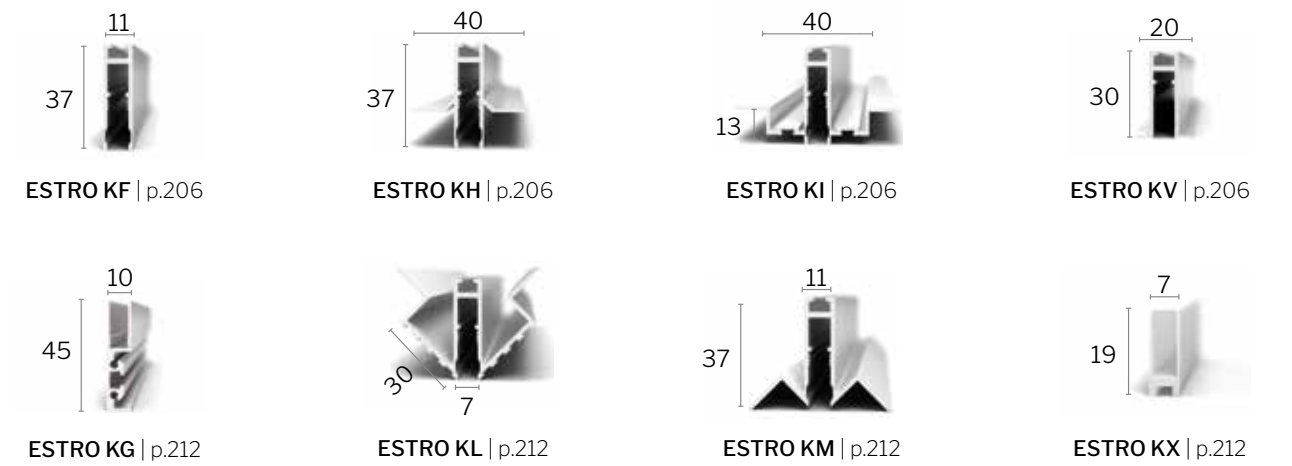
ESTRO SOSPENSIONE / SUSPENSION P. 163



ESTRO PLAFONE / CEILING P. 193



ESTRO SLIM / SLIM P. 205



ESTRO MULTI UTILITY / MULTI UTILITY P. 219




ESTRO CALPESTABILE / WALKABLE IP67 P. 229




ESTRO SERIE L / L-SERIES

NEW

P. 241



PROFILI NOVITÀ / NEWS PROFILES **NEW** **P. 290**



FONTI LUMINOSE / LIGHT SOURCE **P. 253**

OPAL - MICROPRISMATIC	254
REFLECTA	262
POWER	264
COMFORT	266
EXCEL	268
SPOT	270
S-POWER	274
S-EXCEL	276
S-COMFORT	278
MICRO SPOT - MINI SPOT - SPOT EVO NEW	280
BLIND	282
PROIETTORE / SPOTLIGHT	286

PROFILI NOVITÀ / NEWS PROFILES **P. 290**

CASAMBI **P. 294**

SENSORE IR & PIR/ PIR & IR SENSOR **P. 296**

FINITURE STANDARD STANDARD FINISHING



FINITURE GALVANICHE GALVANIC FINISHING



FINITURE RAL SPECIALI SPECIAL RAL FINISHING



Esempio

Il primo carattere delle finiture definisce il colore della cover (zero nel caso di opale e microprismatizzato), il secondo quello del profilo.

Example


The first character defines cover colour (zero for opal e microprismatic), the second indicates profile colour.

CODICE DI ORDINAZIONE PROFILO PROFILE ORDERING CODE

POWER	X X X X X X X X X O B	Cover cromo / Corpo nero Chrome cover / Black body
COMFORT	X X X X X X X X W B	Cover bianca / Corpo nero White cover / Black body
EXCEL	X X X X X X X X B B	Cover nera / Corpo nero Black cover / Black body
SPOT	X X X X X X X X W W	Cover bianca / Corpo bianco White cover / White body
OPAL/MICROPRISMATIC	X X X X X X X X O W	Cover opale / Corpo bianco Opal cover / White body



FINITURE DECORATIVE SPECIALI *SPECIAL DECORATIVE FINISHING*



Esempio

Il primo carattere delle finiture definisce il colore della cover (zero nel caso di opale e microprismatizzato), il secondo quello del profilo.

Example

The first character defines cover colour (zero for opal e microprismatic), the second indicates profile colour.

CODICE DI ORDINAZIONE PROFILO *PROFILE ORDERING CODE*

POWER	X X X X X X X X X	1 B	Cover cemento / Corpo nero <i>Cement cover / Black body</i>
COMFORT	X X X X X X X X X	2 B	Cover ruggine / Corpo nero <i>Rust cover / Black body</i>
EXCEL	X X X X X X X X X	1 B	Cover cemento / Corpo nero <i>Cement cover / Black body</i>
SPOT	X X X X X X X X X	2 W	Cover ruggine / Corpo bianco <i>Rust cover / White body</i>
OPAL/MICROPRISMATIC	X X X X X X X X X	0 5	Cover opale / Corpo foglia bronzo <i>Opal cover / Bronze leaf body</i>





ESTRO A SUPERFICIE ESTRO SURFACE

ESTRO AGGANCIO CON CLIP A MOLLA O MAGNETE
ESTRO CLIP OR MAGNETIC FIXING SYSTEM

Estro è un sistema completo che, consente di esaltare gli spazi, di segnare con carattere i volumi, di creare suggestioni di superfici che vengono scolpite tra luce e penombra. Con la luce lineare è possibile disegnare le pareti, costruire tagli e sezioni per l'enfatizzazione di ampie superfici o dettagli. La luce scolpisce e crea continuità valorizzando gli spazi e le cose.

Estro is a complete system that enhances spaces, defines volumes with character and creates suggestions of surfaces that are sculptured between light and shadow. With linear light it is possible to draw walls and construct cuts and sections to emphasise wide surfaces or details. The light sculpts and creates continuity and emphasize spaces and objects.

SUPERFICIE/SURFACE

ESTRO AGGANCIO CON CLIP A MOLLA O MAGNETE
ESTRO CLIP OR MAGNETIC FIXING SYSTEM

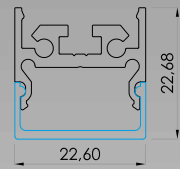
ESTRO JA | JB | HB | KK*

*Solo con fissaggio a CLIP
*Only with CLIP fixing

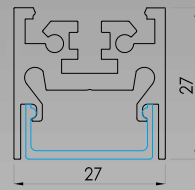


MADE IN ITALY

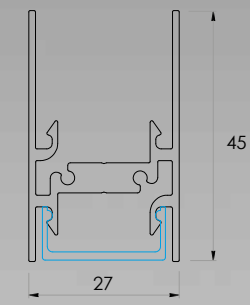
ESTRO JA



ESTRO JB


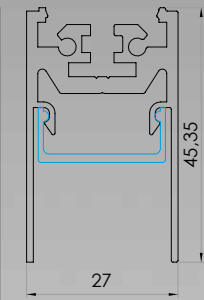


ESTRO KK*



*Solo con fissaggio a CLIP
*Only with CLIP fixing

ESTRO HB



COME ORDINARE HOW TO ORDER

CREAZIONE CODICE CODE CREATION

J A

PROFILO PROFILE

- JA Estro JA
- JB Estro JB
- HB Estro HB
- KK Estro KK*

O

DIFFUSORE DIFFUSER

- O Opal
- T Microprismatic

- P Power

- A Comfort C1
- B Comfort C2
- C Comfort C3
- E Excel

- R Reflecta

- S Spot

Per ordinare gli spot vedi p.272
To order the spots see p.272

- I Blind

A

POTENZA POWER

- A 19 W/m | 2000lm/m | 196 LED/m | **STRIP**
- B 10 W/m | 1120lm/m | 196 LED/m | **BAR**
- D 20 W/m | 2200lm/m | 196 LED/m | **BAR**
- E 30 W/m | 3480lm/m | 392 LED/m | **BAR**
- F 20 W/m | 1700lm/m | 196 LED/m | FRESH MEAT | **BAR**
- I 27 W/m | 5280lm/m | 240 LED/m | **STRIP**
- V 14.4 W/m | 1350lm/m | 238 LED/m | **STRIP SLIM**
- X 10 W/m | 985lm/m | 196 LED/m | **STRIP SLIM**
- O RGB | 14.4 W/m 60 LED/m | **STRIP**
- P RGB+W | 19.2 W/m 60 LED/m | **STRIP**
- R CTC | 16.5 W/m | 280 LED/m | **STRIP**
- T RGB +CTC | 19.2 W/m | 96 LED/m | **STRIP**
- S IP67 17,3 W/m | 1810lm/m | 168 LED/m | **STRIP**

- L 9 W/mod | 1080lm/mod | 7 LED/mod (140 mm)

- L 9 W/mod | 1080lm/mod | 7 LED/mod (140 mm)

- C 10 W/m | 1120lm/m | 196 LED/m | **BAR SLIM**
- V 14.4 W/m | 1350lm/m | 238 LED/m | **STRIP LED**
- X 10 W/m | 985lm/m | 196 LED/m | **STRIP LED**

- O -

- O -

A

TEMP. COLORE TEMPERATURE

- A 2700K
- B 3000K
- C 4000K
- D 3500K (per/for A,B,D,E)
- RGB
- RGB+W
- O CTC
- RGB+CTC
- FRESH MEAT

- A 2700K
- B 3000K
- C 4000K
- D 3500K
- X 3000-5700K (MIX)
- T TUNABLE WHITE

- A 2700K
- B 3000K
- C 4000K
- D 3500K
- X 3000-5700K (MIX)
- T TUNABLE WHITE

- A 2700K
- B 3000K
- C 4000K
- D 3500K (per/for C)

- O -

- O -

O

OTTICA BEAM

- O Diffuse

- B 25°
- D 40°
- E 60°
- F 80°
- H 30° x 65°

- A 20°
- C 35°

- I Wall Washer
- L Wide
- M Extra Wide

- O -

- O -

O O 5 0 0

LUNGHEZZA LENGTH

- ESEMPIO EXAMPLE**
- 00500 500 mm
- 01000 1000 mm

- ESEMPIO EXAMPLE**
- 00001 1 Module
- 00005 5 Modules

- ESEMPIO EXAMPLE**
- 00001 1 Module
- 00005 5 Modules

- ESEMPIO EXAMPLE**
- 00500 500 mm
- 01000 1000 mm

- ESEMPIO EXAMPLE**
- 00001 1 Module
- 00005 5 Modules

- ESEMPIO EXAMPLE**
- 00500 500 mm
- 01000 1000 mm

O

COLORE COVER COVER COLOR

- OPALE/MICROPRISMATICO OPAL/MICROPRISMATIC**
- O Opale/Trasparente Opal/Transparent

ALTRI OTHER

- A Alluminio anodizzato Anodized aluminium
- W RAL9016 bianco ragg. White wrinkle
- B RAL 9005 nero ragg. RAL 9005 black wrinkle
- G RAL 9006 grigio ragg. RAL 9006 grey wrinkle
- C Corten ragg. Corten wrinkle
- L RAL 9005 nero lucido Black glossy
- D RAL 1013 panna ragg. Cream wrinkle
- E RAL 9010 bianco ragg. White wrinkle
- F RAL 3020 rosso lucido Red glossy
- H RAL 1036 oro verniciato Painted gold
- I RAL 5026 blu metallizz. Metallic Blue
- K RAL 2000 arancio lucido Orange glossy
- M Oro Gold
- N Oro opaco Gold matt
- O Cromo Chrome
- P Cromo opaco Chrome matt
- Q Cromo nero Chrome black
- R Cromo base Ottone Bronze Brass base
- S Bronzo base Rame Bronze Copper base
- T Ottone Brass
- U Rame Copper

ALTRE FINITURE (vedi p.11) E FINITURE SPECIALI (vedi p.12)
SURICHIESTA OTHER FINISHING (see p.11) AND SPECIAL FINISHING (see p.12)
ON REQUEST

A

COLORE CORPO BODY COLOR

TUTTI ALL

- A Alluminio anodizzato Anodized aluminium
- W RAL9016 bianco ragg. White wrinkle
- B RAL 9005 nero ragg. RAL 9005 black wrinkle
- G RAL 9006 grigio ragg. RAL 9006 grey wrinkle
- C Corten ragg. Corten wrinkle
- L RAL 9005 nero lucido Black glossy
- D RAL 1013 panna ragg. Cream wrinkle
- E RAL 9010 bianco ragg. White wrinkle
- F RAL 3020 rosso lucido Red glossy
- H RAL 1036 oro verniciato Painted gold
- I RAL 5026 blu metallizz. Metallic Blue
- K RAL 2000 arancio lucido Orange glossy
- M Oro Gold
- N Oro opaco Gold matt
- O Cromo Chrome
- P Cromo opaco Chrome matt
- Q Cromo nero Chrome black
- R Bronzo base Ottone Bronze Brass base
- S Bronzo base Rame Bronze Copper base
- T Ottone Brass
- U Rame Copper

ALTRE FINITURE (vedi p.12) E FINITURE SPECIALI (vedi p.12)
SURICHIESTA OTHER FINISHING (see p.12) AND SPECIAL FINISHING (see p.12)
ON REQUEST

*Solo con fissaggio a CLIP
*Only with CLIP fixing

COME ORDINARE HOW TO ORDER

CREAZIONE CODICE CODE CREATION

J A

PROFILO
PROFILE

- JA** Estro JA
- JB** Estro JB
- HB** Estro HB

P

DIFFUSORE
DIFFUSER

- P** Power

- A** Comfort C1
- B** Comfort C2
- C** Comfort C3
- E** Excel

1

POTENZA
POWER

- 1** 1,3 W | 350mA | 155lm | 1 LED
- 2** 2,6 W | 350mA | 310lm | 2 LED
- 3** 3,9 W | 350mA | 564lm | 3 LED

- 1** 1,3 W | 350mA | 155lm | 1 LED
- 2** 2,6 W | 350mA | 310lm | 2 LED
- 3** 3,9 W | 350mA | 564lm | 3 LED

A

TEMP. COLORE
TEMPERATURE

- A** 2700K
- B** 3000K
- C** 4000K
- D** 3500K

- A** 2700K
- B** 3000K
- C** 4000K
- D** 3500K

B

OTTICA
BEAM

- B** 25°
- D** 40°
- E** 60°
- F** 80°
- H** 30° x 65°

- A** 20°
- C** 35°

00000

LUNGHEZZA
LENGTH

W

COLORE COVER/CORPO
BODY/COVER COLOR

TUTTI ALL

- W** RAL9016 bianco ragg.
White wrinkle
- B** RAL 9005 nero ragg.
RAL 9005 black wrinkle
- G** RAL 9006 grigio ragg.
RAL 9006 grey wrinkle
- C** Corten ragg.
Corten wrinkle
- M** Oro
Gold
- O** Cromo
Chrome

SU RICHIESTA
ALTRE FINITURE (vedi p.11)
E FINITURE SPECIALI
(vedi p.12)
OTHER FINISHING (see p.11)
AND SPECIAL FINISHING
(see p.12)
ON REQUEST

W

COLORE COVER/CORPO
BODY/COVER COLOR

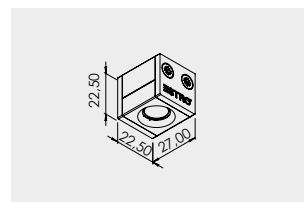
TUTTI ALL

- W** RAL9016 bianco ragg.
White wrinkle
- B** RAL 9005 nero ragg.
RAL 9005 black wrinkle
- G** RAL 9006 grigio ragg.
RAL 9006 grey wrinkle
- C** Corten ragg.
Corten wrinkle
- M** Oro
Gold
- O** Cromo
Chrome

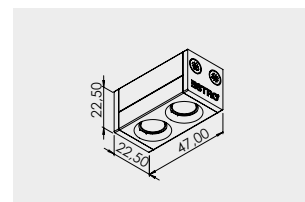
SU RICHIESTA
ALTRE FINITURE (vedi p.11)
E FINITURE SPECIALI
(vedi p.12)
OTHER FINISHING (see p.11)
AND SPECIAL FINISHING
(see p.12)
ON REQUEST

driver standard 24V ULTRASLIM 15W 350mA
driver standard 24V ULTRASLIM 15W 350mA
Cod. 122440

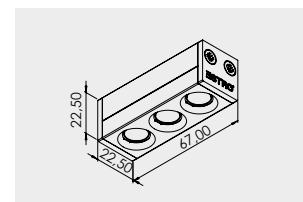
JA POWER-COMFROT-EXCEL - 1 LED



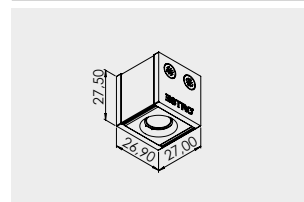
JA POWER-COMFROT-EXCEL - 2 LED



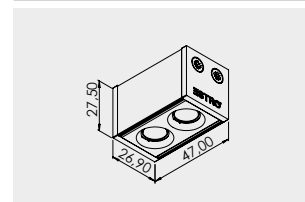
JA POWER-COMFROT-EXCEL - 3 LED



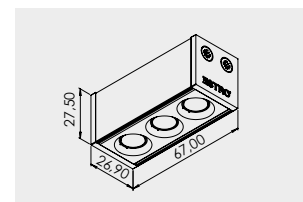
JB POWER-COMFROT-EXCEL - 1 LED



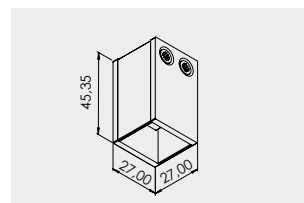
JB POWER-COMFROT-EXCEL - 2 LED



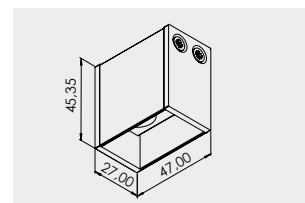
JB POWER-COMFROT-EXCEL - 3 LED



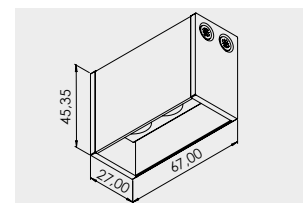
HB POWER-COMFROT-EXCEL - 1 LED



HB POWER-COMFROT-EXCEL - 2 LED

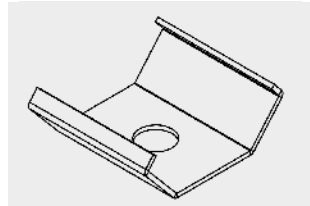


HB POWER-COMFROT-EXCEL - 3 LED

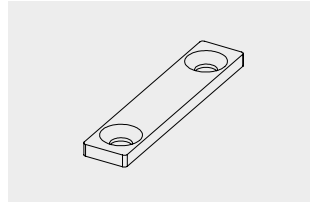


ACCESSORI ACCESSORIES

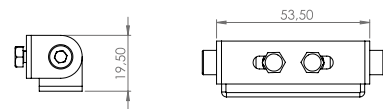
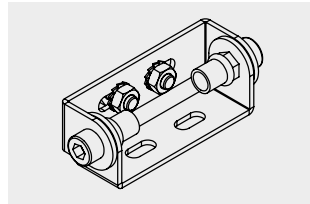
ESTRO JAM
Molla Spring



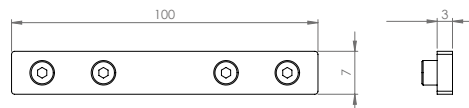
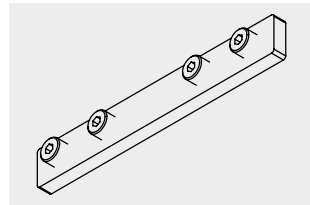
ESTRO JAMAG
KIT di fissaggio magnetico *Magnetic fixing clip*



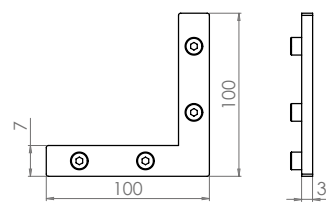
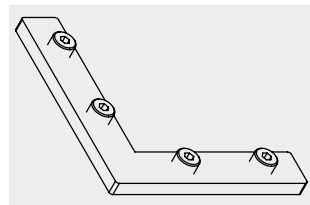
ESTRO JAKIT01
Staffa orientamento barre *Bar adjusting bracket*




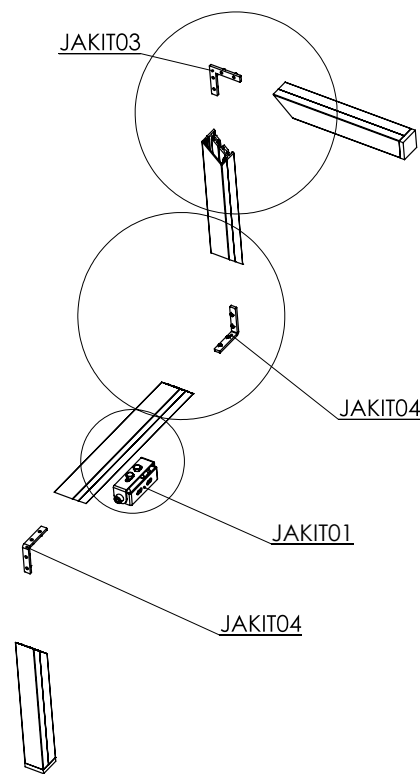
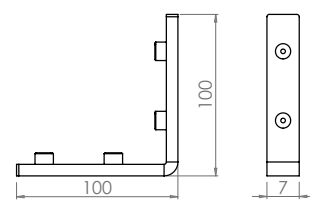
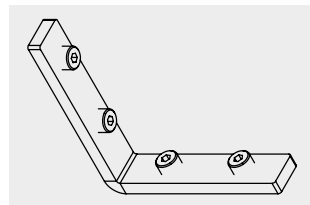
ESTRO JAKIT02
Giunto lineare *Linear joint*



ESTRO JAKIT03
Giunto a L L joint




ESTRO JAKIT04
Angolo verticale *Vertical angle*



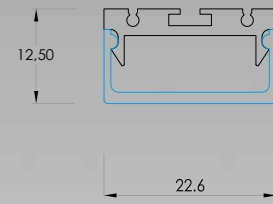
SUPERFICIE/SURFACE
ESTRO AGGANCIAMENTO CON CLIP A MOLLA O MAGNETE - SOTTOPENSILI
ESTRO CLIP OR MAGNETIC FIXING SYSTEM - UNDER UNITS

ESTRO JZ | JX

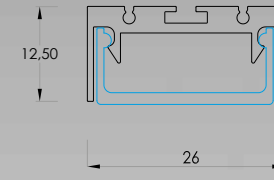




ESTRO JZ



ESTRO JX



COME ORDINARE HOW TO ORDER

CREAZIONE CODICE CODE CREATION

J X

PROFILO
PROFILE

JX Estro JX
JZ Estro JZ

O

DIFFUSORE
DIFFUSER

O Opal
T Microprismatic

I Blind

A

POTENZA
POWER

A 19 W/m | 2000lm/m | 196 LED/m | **STRIP**
B 10 W/m | 1120lm/m | 196 LED/m | **BAR**
D 20 W/m | 2200lm/m | 196 LED/m | **BAR**
F 20 W/m | 1700lm/m | 196 LED/m | **FRESH MEAT | BAR**
V 14.4 W/m | 1350lm/m | 1238 LED/m | **STRIP SLIM**
X 10 W/m | 985lm/m | 196 LED/m | **STRIP SLIM**
O RGB | 14.4 W/m | 60 LED/m | **STRIP**
P RGB+W | 19.2 W/m | 60 LED/m | **STRIP**
R CTC | 16.5 W/m | 280 LED/m | **STRIP**
T RGB+CTC | 19.2 W/m | 96 LED/m | **STRIP**
S IP67 17,3 W/m | 1810lm/m | 168 LED/m | **STRIP**

O -

A

TEMP. COLORE
TEMPERATURE

A 2700K
B 3000K
C 4000K
D 3500K
(per/for A,B,D,E)
RGB
RGB+W
O CTC
RGB+CTC
FRESH MEAT

O -

O

OTTICA
BEAM

O Diffuse

O -

0 0 5 0 0

LUNGHEZZA
LENGTH

ESEMPIO EXAMPLE
00500 500 mm
01000 1000 mm

ESEMPIO EXAMPLE
00500 500 mm
01000 1000 mm

O

COLORE COVER
COVER COLOR

OPALE/MICROPRISMATICO
OPAL/MICROPRISMATIC

O Opale/Trasparente
Opal/Transparent

ALTRI OTHER

A Alluminio anodizzato
Anodized aluminium
W RAL9016 bianco ragg.
White wrinkle
B RAL 9005 nero ragg.
RAL 9005 black wrinkle
G RAL 9006 grigio ragg.
RAL 9006 grey wrinkle
C Corten ragg.
Corten wrinkle
L RAL 9005 nero lucido
Black glossy
D RAL 1013 panna ragg.
Cream wrinkle
E RAL 9010 bianco ragg.
White wrinkle
F RAL 3020 rosso lucido
Red glossy
H RAL 1036 oro verniciato
Painted gold
I RAL 5026 blu metallizz.
Metallic Blue
K RAL 2000 arancio lucido
Orange glossy
M Oro
Gold
N Oro opaco
Gold matt
O Cromo
Chrome
P Cromo opaco
Chrome matt
Q Cromo nero
Chrome black
R Cromo opaco
Chrome matt
S Cromo nero
Chrome black
T Bronzo base Ottone
Bronze Brass base
U Bronzo base Rame
Bronze Copper base

FINITURE SPECIALI
SU RICHIESTA (vedi p. 12)
SPECIAL FINISHING
ON REQUEST (see p. 12)

A

COLORE CORPO
BODY COLOR

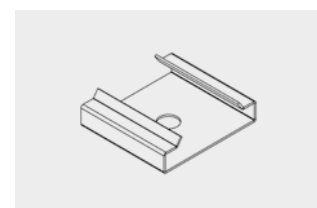
TUTTI ALL

A Alluminio anodizzato
Anodized aluminium
W RAL9016 bianco ragg.
White wrinkle
B RAL 9005 nero ragg.
RAL 9005 black wrinkle
G RAL 9006 grigio ragg.
RAL 9006 grey wrinkle
C Corten ragg.
Corten wrinkle
L RAL 9005 nero lucido
Black glossy
D RAL 1013 panna ragg.
Cream wrinkle
E RAL 9010 bianco ragg.
White wrinkle
F RAL 3020 rosso lucido
Red glossy
H RAL 1036 oro verniciato
Painted gold
I RAL 5026 blu metallizz.
Metallic Blue
K RAL 2000 arancio lucido
Orange glossy
M Oro
Gold
N Oro opaco
Gold matt
O Cromo
Chrome
P Cromo opaco
Chrome matt
Q Cromo nero
Chrome black
R Bronzo base Ottone
Bronze Brass base
S Bronzo base Rame
Bronze Copper base
T Ottone
Brass
U Rame
Copper

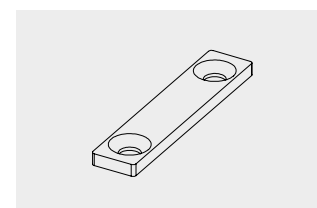
FINITURE SPECIALI
SU RICHIESTA (vedi p. 12)
SPECIAL FINISHING
ON REQUEST (see p. 12)

ACCESSORI ACCESSORIES

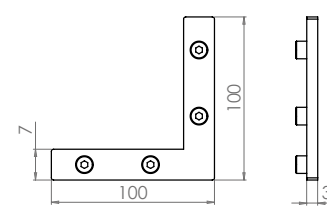
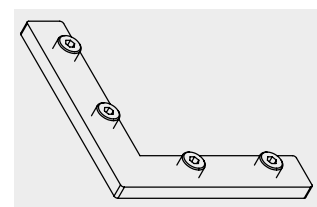
ESTRO JZM
Clip Clip



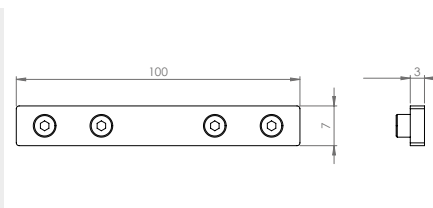
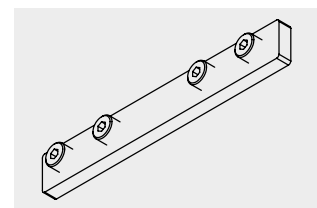
ESTRO JZMAG
KIT di fissaggio magnetico Magnetic fixing clip



ESTRO JZKIT03
Giunto a L L joint




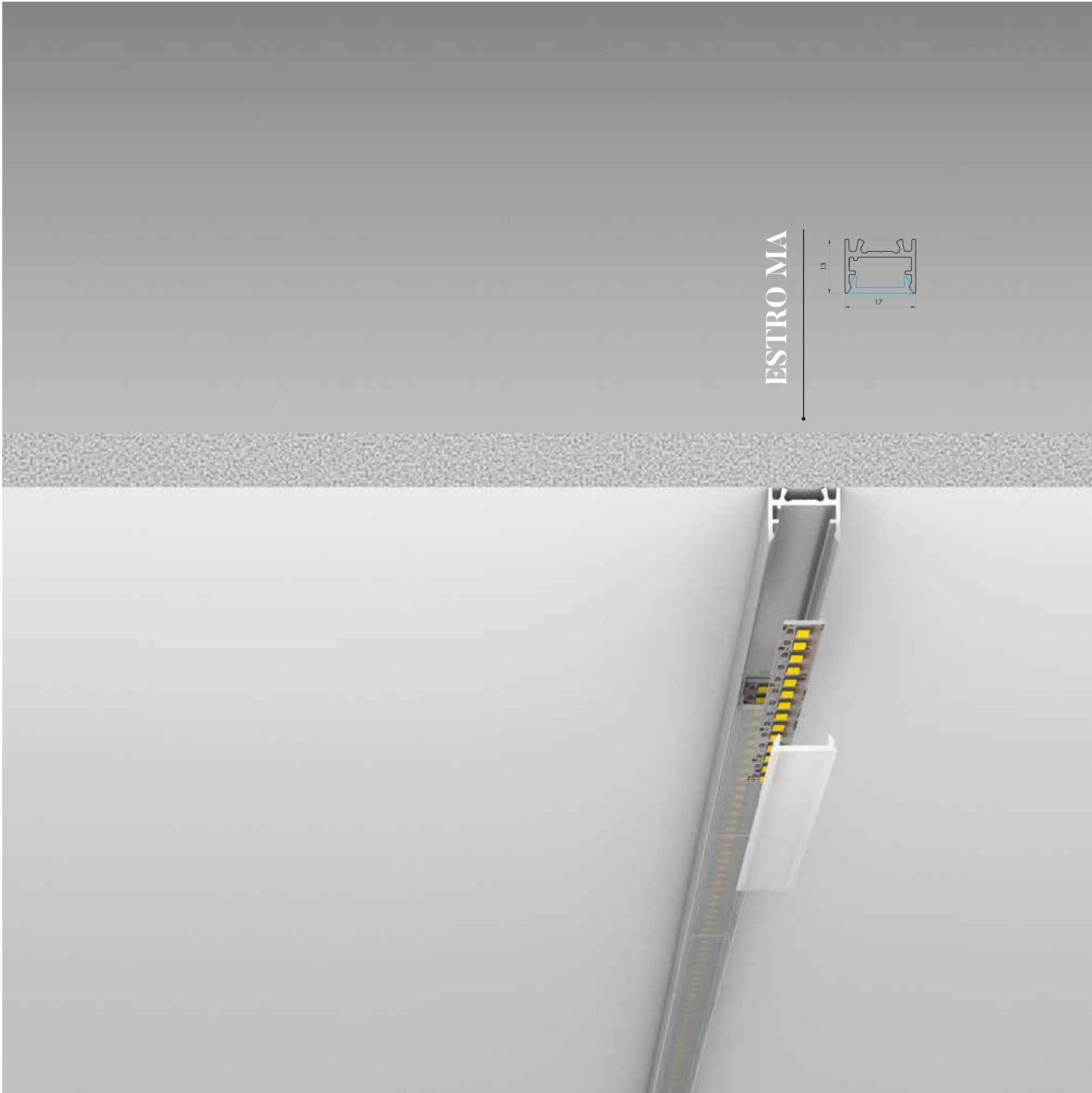
ESTRO JZKIT02
Giunto lineare Linear joint



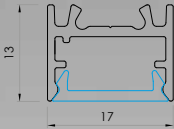
SUPERFICIE/SURFACE
ESTRO AGGANCIO CON CLIP A MOLLA O MAGNETE - SERIE QUICK
ESTRO CLIP OR MAGNETIC FIXING SYSTEM - QUICK SERIES

ESTRO MA





ESTRO MA



COME ORDINARE HOW TO ORDER

CREAZIONE CODICE CODE CREATION

M A

PROFILO
PROFILE

MA Estro MA

O

DIFFUSORE
DIFFUSER

O Opal

A

POTENZA
POWER

A	19 W/m 2000lm/m 196 LED/m STRIP
B	10 W/m 1120lm/m 196 LED/m BAR
D	20 W/m 2200lm/m 196 LED/m BAR
F	20 W/m 1700lm/m 196 LED/m FRESH MEAT BAR
V	14.4 W/m 1350lm/m 238 LED/m STRIP SLIM
X	10 W/m 985lm/m 196 LED/m STRIP SLIM
O	RGB 14.4 W/m 60 LED/m STRIP
R	CTC 16.5 W/m 280 LED/m STRIP

A

TEMP. COLORE
TEMPERATURE

A	2700K
B	3000K
C	4000K
D	3500K (per/for A,B,D)
RGB	RGB
O	CTC FRESH MEAT

O

OTTICA
BEAM

O Diffuse

O O 5 O O

LUNGHEZZA
LENGTH

ESEMPIO EXAMPLE	
00500	500 mm
01000	1000 mm

O

COLORE COVER
COVER COLOR

OPALE/MICROPRISMATICO
OPAL/MICROPRISMATIC

O Opale
Opal

A

COLORE CORPO
BODY COLOR

TUTTI ALL

A	Alluminio anodizzato Anodized aluminium
W	RAL9016 bianco ragg. White wrinkle
B	RAL 9005 nero ragg. RAL 9005 black wrinkle
G	RAL 9006 grigio ragg. RAL 9006 grey wrinkle
C	Corten ragg. Corten wrinkle
L	RAL 9005 nero lucido Black glossy
D	RAL 1013 panna ragg. Cream wrinkle
E	RAL 9010 bianco ragg. White wrinkle
F	RAL 3020 rosso lucido Red glossy
H	RAL 1036 oro verniciato Painted gold
I	RAL 5026 blu metallizz. Metallic Blue
K	RAL 2000 arancio lucido Orange glossy

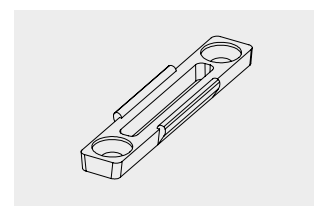
FINITURE SPECIALI
SU RICHIESTA (vedi p. 12)
SPECIAL FINISHING
ON REQUEST (see p. 12)

Finiture GALVANICHE non disponibili / GALVANIC finishing not available

ACCESSORI ACCESSORIES

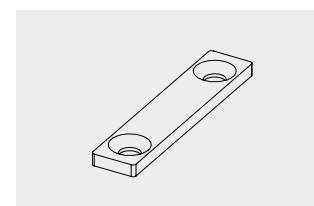
ESTRO SAM

Clip di fissaggio Fixing clip



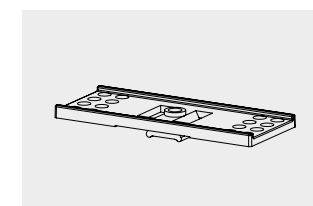
ESTRO SAMAG

KIT di fissaggio magnetico Magnetic fixing clip



ESTRO MAS

Clip per installazioni trimless/ Trimless clip




SUPERFICIE/SURFACE

ESTRO AGGANCIO CON CLIP A MOLLA O MAGNETE - SERIE-S
ESTRO CLIP OR MAGNETIC FIXING SYSTEM - S-SERIES

ESTRO SA | SB | SZ



MADE IN ITALY



COME ORDINARE HOW TO ORDER

CREAZIONE CODICE CODE CREATION

S A

PROFILO PROFILE

- SA Estro SA
- SB Estro SB
- SZ Estro SZ

O

DIFFUSORE DIFFUSER

 O Opal

 F S-Power

 D S-Excel

 G S-Comfort

 I Blind

C

POTENZA POWER

- C 10 W/m I 1120lm/m I 196 LED/m I **BAR SLIM**
- V 14.4 W/m I 1350lm/m I 238 LED/m I **STRIP SLIM**
- X 10 W/m I 985lm/m I 196 LED/m I **STRIP SLIM**
- M 9 W/m RGB **STRIP SLIM** I 120 LED/m

Q 3.6 W/mod I 460lm/mod I 7 LED/mod (140 mm)

Q 3.6 W/mod I 460lm/mod I 7 LED/mod (140 mm)

Q 3.6 W/mod I 460lm/mod I 7 LED/mod (140 mm)

O -

A

TEMP. COLORE TEMPERATURE

- A 2700K
- B 3000K
- C 4000K
- D 3500K (per/for C)
- O RGB

- A 2700K
- B 3000K
- C 4000K
- D 3500K

- A 2700K
- B 3000K
- C 4000K
- D 3500K

- A 2700K
- B 3000K
- C 4000K
- D 3500K

O -

O

OTTICA BEAM

O Diffuse

- 1 Cover a filo / Wire cover
- 2 Cover svasata / Vased cover

- 3 Riflettore tondo / round reflector
- 4 Riflettore quadrato / square reflector

- 5 Cover quadrata / square cover
- 6 Cover rettangolare / rectangular cover
- 7 Cover tonda / round cover

O -

O O 5 O O

LUNGHEZZA LENGTH

- ESEMPIO EXAMPLE**
- 00500 500 mm
 - 01000 1000 mm

- ESEMPIO EXAMPLE**
- 00001 1 Module
 - 00005 5 Modules

- ESEMPIO EXAMPLE**
- 00001 1 Module
 - 00005 5 Modules

- ESEMPIO EXAMPLE**
- 00001 1 Module
 - 00005 5 Modules

- ESEMPIO EXAMPLE**
- 00500 500 mm
 - 01000 1000 mm

O

COLORE COVER COVER COLOR

**OPALE/MICROPRISMATICO
OPAL/MICROPRISMATIC**

O Opale/Trasparente
Opal/Transparent

ALTRI OTHER

- A Alluminio anodizzato
Anodized aluminium
- W RAL9016 bianco ragg.
White wrinkle
- B RAL 9005 nero ragg.
RAL 9005 black wrinkle
- G RAL 9006 grigio ragg.
RAL 9006 grey wrinkle
- C Corten ragg.
Corten wrinkle
- L RAL 9005 nero lucido
Black glossy
- D RAL 1013 panna ragg.
Cream wrinkle
- E RAL 9010 bianco ragg.
White wrinkle
- F RAL 3020 rosso lucido
Red glossy
- H RAL 1036 oro verniciato
Painted gold
- I RAL 5026 blu metallizz.
Metallic Blue
- K RAL 2000 arancio lucido
Orange glossy
- M Oro
Gold
- N Oro opaco
Gold matt
- O Cromo
Chrome
- P Cromo opaco
Chrome matt
- Q Cromo nero
Chrome black
- R Bronzo base Ottone
Bronze Brass base
- S Bronzo base Rame
Bronze Copper base
- T Ottone
Brass
- U Rame
Copper

**FINITURE SPECIALI
SU RICHIESTA (vedi p. 12)
SPECIAL FINISHING
ON REQUEST (see pag. 12)**

A

COLORE CORPO BODY COLOR

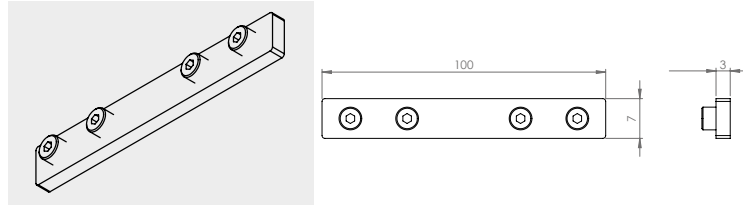
TUTTI ALL

- A Alluminio anodizzato
Anodized aluminium
- W RAL9016 bianco ragg.
White wrinkle
- B RAL 9005 nero ragg.
RAL 9005 black wrinkle
- G RAL 9006 grigio ragg.
RAL 9006 grey wrinkle
- C Corten ragg.
Corten wrinkle
- L RAL 9005 nero lucido
Black glossy
- D RAL 1013 panna ragg.
Cream wrinkle
- E RAL 9010 bianco ragg.
White wrinkle
- F RAL 3020 rosso lucido
Red glossy
- H RAL 1036 oro verniciato
Painted gold
- I RAL 5026 blu metallizz.
Metallic Blue
- K RAL 2000 arancio lucido
Orange glossy
- M Oro
Gold
- N Oro opaco
Gold matt
- O Cromo
Chrome
- P Cromo opaco
Chrome matt
- Q Cromo nero
Chrome black
- R Bronzo base Ottone
Bronze Brass base
- S Bronzo base Rame
Bronze Copper base
- T Ottone
Brass
- U Rame
Copper

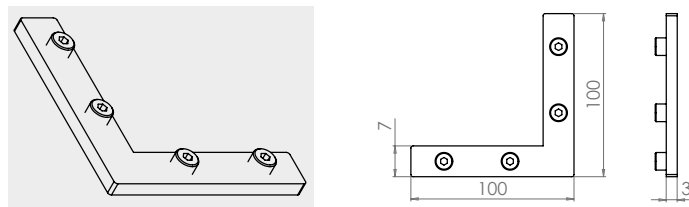
**FINITURE SPECIALI
SU RICHIESTA (vedi p. 12)
SPECIAL FINISHING
ON REQUEST (see pag. 12)**

ACCESSORI ACCESSORIES

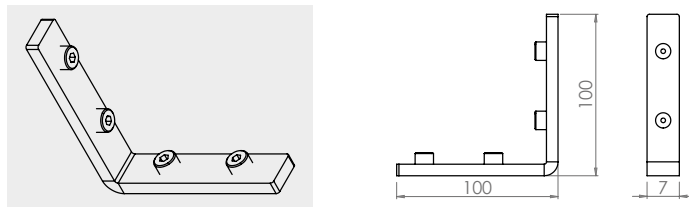
ESTRO SAKIT02 (solo per SA, SB Only for SA, SB)
Giunto lineare Linear joint



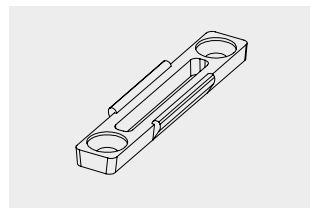
ESTRO SAKIT03 (solo per SA, SB Only for SA, SB)
Giunto a L L joint



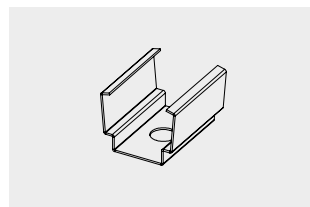
ESTRO SAKIT04 (solo per SA, SB Only for SA, SB)
Angolo verticale Vertical angle



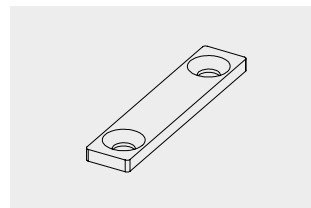
ESTRO SAM (solo per SA, SB Only for SA, SB)
Clip di fissaggio Fixing clip



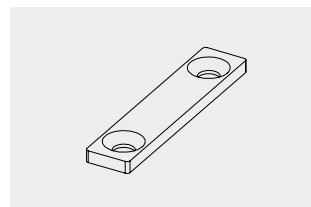
ESTRO SZM (solo per SZ Only for SZ)
Clip Clip



ESTRO SAMAG (solo per SA, SB Only for SA, SB)
KIT di fissaggio magnetico Magnetic fixing clip



ESTRO SZMAG (solo per SZ Only for SZ)
KIT di fissaggio magnetico Magnetic fixing clip





ESTRO ANGOLARI ESTRO CORNER

ESTRO AGGANCIO CON CLIP O MAGNETE QUANDO
DISPONIBILE
ESTRO WITH CLIP OR WHEN IT IS POSSIBLE TO SUPPLY THE MAGNET

Il sistema Estro prevede soluzioni con strutture in estruso di alluminio appositamente studiate e realizzate che consentono, grazie all'inclinazione del cono di luce, di esaltare spazi, di caratterizzare i volumi, di suggerire atmosfere evocative e sognanti tra luce e ombra, tra pieno e vuoto.

The Estro system provides solutions with specially designed and created extruded aluminium structures that, thanks to the inclination of the light cone, enhance spaces, characterise volumes, suggest evocative and dreamy atmospheres between light and shadow, between full and empty areas.

ANGOLARI/CORNER

ESTRO AGGANCIO CON CLIP A MOLLA O MAGNETI
ESTRO CLIP OR MAGNETIC FIXING SYSTEM

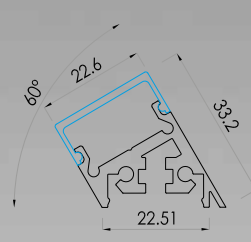
ESTRO JD | JE | JF | JY*

*Solo con fissaggio a CLIP
*Only with CLIP fixing



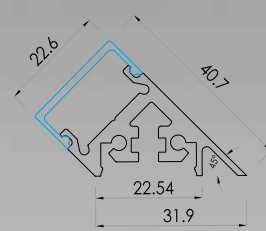

MADE IN ITALY

ESTRO JF



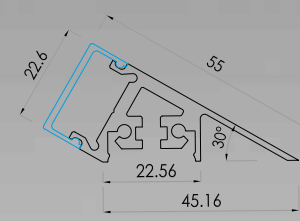
60°

ESTRO JE



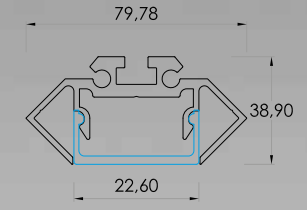
45°

ESTRO JD



30°

ESTRO JY*



*Solo con fissaggio a CLIP
*Only with CLIP fixing



COME ORDINARE HOW TO ORDER

CREAZIONE CODICE CODE CREATION

J D

PROFILO PROFILE

- JD** Estro JD
- JE** Estro JE
- JF** Estro JF
- JY** Estro JY*

*Solo con fissaggio a CLIP
*Only with CLIP fixing

O

DIFFUSORE DIFFUSER

-  **O** Opal
-  **T** Microprismatic

-  **P** Power

-  **A** Comfort C1
-  **B** Comfort C2
-  **C** Comfort C3
-  **E** Excel

-  **R** Reflecta

-  **S** Spot

-  **I** Blind

A

POTENZA POWER

- A** 19 W/m | 2000lm/m | 196 LED/m | **STRIP**
- B** 10 W/m | 1120lm/m | 196 LED/m | **BAR**
- D** 20 W/m | 2200lm/m | 196 LED/m | **BAR**
- E** 30 W/m | 3480lm/m | 392 LED/m | **BAR**
- F** 20 W/m | 1700lm/m | 196 LED/m | **FRESH MEAT | BAR**
- I** 27 W/m | 5280lm/m | 240 LED/m | **STRIP**
- V** 14.4 W/m | 1350lm/m | 238 LED/m | **STRIP SLIM**
- X** 10 W/m | 985lm/m | 196 LED/m | **STRIP SLIM**
- O** RGB | 14.4 W/m 60 LED/m | **STRIP**
- P** RGB+W | 19.2 W/m 60 LED/m | **STRIP**
- R** CTC | 16.5 W/m | 280 LED/m | **STRIP**
- T** RGB +CTC | 19.2 W/m | 96 LED/m | **STRIP**
- S** IP67 17,3 W/m | 1810lm/m | 168 LED/m | **STRIP**

- L** 9 W/mod | 1080lm/mod | 7 LED/mod (140 mm)

- L** 9 W/mod | 1080lm/mod | 7 LED/mod (140 mm)

- C** 10 W/m | 1120lm/m | 196 LED/m | **BAR SLIM STRIP LED**
- V** 14.4 W/m | 1350lm/m | 238 LED/m | **STRIP LED**
- X** 10 W/m | 985lm/m | 196 LED/m | **STRIP LED**

- O** -

- O** -

A

TEMP. COLORE TEMPERATURE

- A** 2700K
- B** 3000K
- C** 4000K
- D** 3500K (per/for A,B,D,E)
- RGB**
- RGB+W**
- O** CTC
- RGB+CTC**
- FRESH MEAT**

- A** 2700K
- B** 3000K
- C** 4000K
- D** 3500K
- X** 3000-5700K (MIX)
- T** TUNABLE WHITE

- A** 2700K
- B** 3000K
- C** 4000K
- D** 3500K
- X** 3000-5700K (MIX)
- T** TUNABLE WHITE

- A** 2700K
- B** 3000K
- C** 4000K
- D** 3500K (per/for C)

- O** -

- O** -

O

OTTICA BEAM

- O** Diffuse

- B** 25°
- D** 40°
- E** 60°
- F** 80°
- H** 30° x 65°

- A** 20°
- C** 35°

- I** Wall Washer
- L** Wide
- M** Extra Wide

- O** -

- O** -

O O 5 0 0

LUNGHEZZA LENGTH

- ESEMPIO EXAMPLE**
- 00500** 500 mm
 - 01000** 1000 mm

- ESEMPIO EXAMPLE**
- 00001** 1 Module
 - 00005** 5 Modules

- ESEMPIO EXAMPLE**
- 00001** 1 Module
 - 00005** 5 Modules

- ESEMPIO EXAMPLE**
- 00500** 500 mm
 - 01000** 1000 mm

- ESEMPIO EXAMPLE**
- 00001** 1 Module
 - 00005** 5 Modules

- ESEMPIO EXAMPLE**
- 00500** 500 mm
 - 01000** 1000 mm

O

COLORE COVER COVER COLOR

- OPALE/MICROPRISMATICO OPAL/MICROPRISMATIC**
- O** Opale/Trasparente Opal/Transparent

ALTRI OTHER

- A** Alluminio anodizzato Anodized aluminium
- W** RAL9016 bianco ragg. White wrinkle
- B** RAL 9005 nero ragg. RAL 9005 black wrinkle
- G** RAL 9006 grigio ragg. RAL 9006 grey wrinkle
- C** Corten ragg. Corten wrinkle
- L** RAL 9005 nero lucido Black glossy
- D** RAL 1013 panna ragg. Cream wrinkle
- E** RAL 9010 bianco ragg. White wrinkle
- F** RAL 3020 rosso lucido Red glossy
- H** RAL 1036 oro verniciato Painted gold
- I** RAL 5026 blu metallizz. Metallic Blue
- K** RAL 2000 arancio lucido Orange glossy
- M** Oro Gold
- N** Oro opaco Gold matt
- O** Cromo Chrome
- P** Cromo opaco Chrome matt
- Q** Cromo nero Chrome black
- R** Bronzo base Ottone Bronze Brass base
- S** Bronzo base Rame Bronze Copper base
- T** Ottone Brass
- U** Rame Copper

FINITURE SPECIALI SU RICHIESTA (vedi p. 12) SPECIAL FINISHING ON REQUEST (see p. 12)

A

COLORE CORPO BODY COLOR

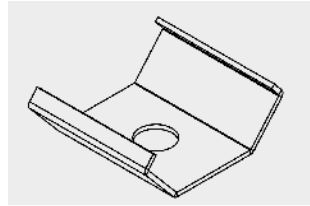
TUTTI ALL

- A** Alluminio anodizzato Anodized aluminium
- W** RAL9016 bianco ragg. White wrinkle
- B** RAL 9005 nero ragg. RAL 9005 black wrinkle
- G** RAL 9006 grigio ragg. RAL 9006 grey wrinkle
- C** Corten ragg. Corten wrinkle
- L** RAL 9005 nero lucido Black glossy
- D** RAL 1013 panna ragg. Cream wrinkle
- E** RAL 9010 bianco ragg. White wrinkle
- F** RAL 3020 rosso lucido Red glossy
- H** RAL 1036 oro verniciato Painted gold
- I** RAL 5026 blu metallizz. Metallic Blue
- K** RAL 2000 arancio lucido Orange glossy
- M** Oro Gold
- N** Oro opaco Gold matt
- O** Cromo Chrome
- P** Cromo opaco Chrome matt
- Q** Cromo nero Chrome black
- R** Bronzo base Ottone Bronze Brass base
- S** Bronzo base Rame Bronze Copper base
- T** Ottone Brass
- U** Rame Copper

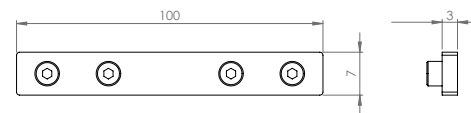
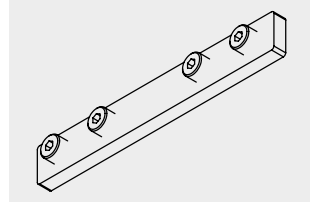
FINITURE SPECIALI SU RICHIESTA (vedi p. 12) SPECIAL FINISHING ON REQUEST (see p. 12)

ACCESSORI ACCESSORIES


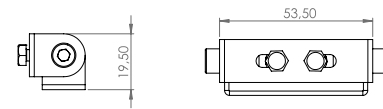
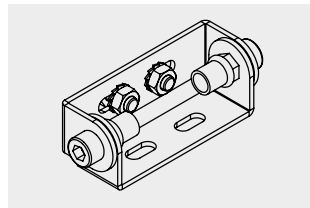
ESTRO JAM Molla Spring



ESTRO JAKIT02 Giunto lineare Linear joint



ESTRO JAKIT01 (solo per JD Only for JD) Staffa orientamento barre Bar adjusting bracket



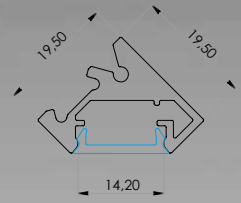
ANGOLARI/CORNER

ESTRO AGGANCIO CON CLIP A MOLLA O MAGNETI - SERIE QUICK
ESTRO CLIP OR MAGNET FIXING SYSTEM - QUICK SERIES

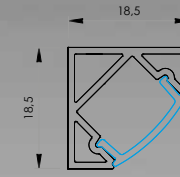
ESTRO ME | MV


MADE IN ITALY

ESTRO ME




45°



ESTRO MV*

*Disponibile sino ad esaurimento scorta
*Available until stocks lost

45°



COME ORDINARE HOW TO ORDER

CREAZIONE CODICE CODE CREATION

M E

PROFILO
PROFILE

ME Estro ME
MV Estro MV

O

DIFFUSORE
DIFFUSER

O Opal

A

POTENZA
POWER

A 19 W/m | 2000lm/m | 196 LED/m | **STRIP**
B 10 W/m | 1120lm/m | 196 LED/m | **BAR**
D 20 W/m | 2200lm/m | 196 LED/m | **BAR**
F 20 W/m | 1700lm/m | 196 LED/m |
FRESH MEAT | **BAR**
I* 27 W/m | 5280lm/m | 240 LED/m | **STRIP**
V 14.4 W/m | 1350lm/m | 238 LED/m |
STRIP SLIM
X 10 W/m | 985lm/m | 196 LED/m |
STRIP SLIM
O RGB | 14.4 W/m 60 LED/m | **STRIP**
R CTC | 16.5 W/m | 280 LED/m | **STRIP**

* solo per ME Only for ME

A

TEMP. COLORE
TEMPERATURE

A 2700K
B 3000K
C 4000K
D 3500K
(per/for A,B,D)
RGB
O CTC
FRESH MEAT

O

OTTICA
BEAM

O Diffuse

O O 5 O O

LUNGHEZZA
LENGTH

ESEMPIO EXAMPLE
00500 500 mm
01000 1000 mm

O

COLORE COVER
COVER COLOR

OPALE/MICROPRISMATICO
OPAL/MICROPRISMATIC
O Opale
Opal

A

COLORE CORPO
BODY COLOR

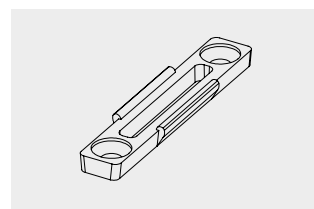
TUTTI ALL
A Alluminio anodizzato
Anodized aluminium
W RAL9016 bianco ragg.
White wrinkle
B RAL 9005 nero ragg.
RAL 9005 black wrinkle
G RAL 9006 grigio ragg.
RAL 9006 grey wrinkle
C Corten ragg.
Corten wrinkle
L RAL 9005 nero lucido
Black glossy
D RAL 1013 panna ragg.
Cream wrinkle
E RAL 9010 bianco ragg.
White wrinkle
F RAL 3020 rosso lucido
Red glossy
H RAL 1036 oro verniciato
Painted gold
I RAL 5026 blu metallizz.
Metallic Blue
K RAL 2000 arancio lucido
Orange glossy

FINITURE SPECIALI
SU RICHIESTA (vedi p. 12)
SPECIAL FINISHING
ON REQUEST (see p. 12)

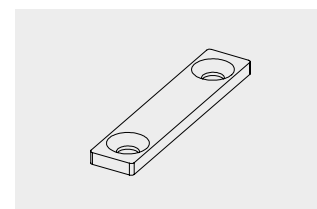
Finiture GALVANICHE non disponibili / GALVANIC finishing not available

ACCESSORI ACCESSORIES

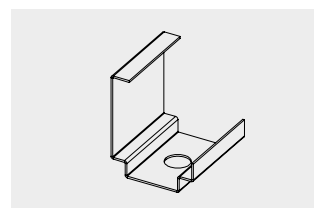
ESTRO SAM (solo per ME Only for ME)
Clip Clip



ESTRO SAMAG (solo per ME Only for ME)
KIT di fissaggio magnetico Magnetic fixing clip



ESTRO MVM (solo per MV Only for MV)
Clip Clip



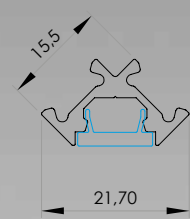
ANGOLARI/CORNER

ESTRO AGGANCIO CON CLIP A MOLLA O MAGNETI SERIE-S
ESTRO CLIP OR MAGNET FIXING SYSTEM S-SERIES

ESTRO SD | SE | SY

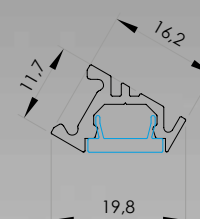


ESTRO SE



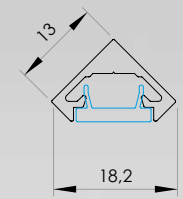
45°

ESTRO SD




30°

ESTRO SY



45°



COME ORDINARE HOW TO ORDER

CREAZIONE CODICE CODE CREATION

S D


PROFILO PROFILE

- SD** Estro SD
- SE** Estro SE
- SY** Estro SY

O

DIFFUSORE DIFFUSER

-  **O** Opal
-  **T** Microprismatic

-  **F** S-Power

-  **D** S-Excel

-  **G** S-Comfort

-  **I** Blind

C

POTENZA POWER

- C** 10 W/m | 1120lm/m | 196 LED/m | **BAR SLIM**
- V** 14.4 W/m | 1350lm/m | 238 LED/m | **STRIP SLIM**
- X** 10 W/m | 985lm/m | 196 LED/m | **STRIP SLIM**
- M** 9 W/m RGB **STRIP SLIM** | 120 LED/m

- Q** 3.6 W/mod | 460lm/mod | 7 LED/mod (140 mm)

- Q** 3.6 W/mod | 460lm/mod | 7 LED/mod (140 mm)

- Q** 3.6 W/mod | 460lm/mod | 7 LED/mod (140 mm)

- O** -

A

TEMP. COLORE TEMPERATURE

- A** 2700K
- B** 3000K
- C** 4000K
- D** 3500K (per/for C)
- O** RGB

- A** 2700K
- B** 3000K
- C** 4000K
- D** 3500K

- A** 2700K
- B** 3000K
- C** 4000K
- D** 3500K

- A** 2700K
- B** 3000K
- C** 4000K
- D** 3500K

- O** -

O

OTTICA BEAM

- O** Diffuse

- 1** Cover a filo / Wire cover
- 2** Cover svasata / Vased cover

- 3** Riflettore tondo / round reflector
- 4** Riflettore quadrato / square reflector

- 5** Cover quadrata / square cover
- 6** Cover rettangolare / rectangular cover
- 7** Cover tonda / round cover

- O** -

O O 5 0 0

LUNGHEZZA LENGTH

- ESEMPIO EXAMPLE**
- 00500** 500 mm
 - 01000** 1000 mm

- ESEMPIO EXAMPLE**
- 00001** 1 Module
 - 00005** 5 Modules

- ESEMPIO EXAMPLE**
- 00001** 1 Module
 - 00005** 5 Modules

- ESEMPIO EXAMPLE**
- 00001** 1 Module
 - 00005** 5 Modules

- ESEMPIO EXAMPLE**
- 00500** 500 mm
 - 01000** 1000 mm

O

COLORE COVER COVER COLOR

- OPALE/MICROPRISMATICO
OPAL/MICROPRISMATIC**
- O** Opale/Trasparente
Opal/Transparent

ALTRI OTHER

- A** Alluminio anodizzato
Anodized aluminium
- W** RAL9016 bianco ragg.
White wrinkle
- B** RAL 9005 nero ragg.
RAL 9005 black wrinkle
- G** RAL 9006 grigio ragg.
RAL 9006 grey wrinkle
- C** Corten ragg.
Corten wrinkle
- L** RAL 9005 nero lucido
Black glossy
- D** RAL 1013 panna ragg.
Cream wrinkle
- E** RAL 9010 bianco ragg.
White wrinkle
- F** RAL 3020 rosso lucido
Red glossy
- H** RAL 1036 oro verniciato
Painted gold
- I** RAL 5026 blu metallizz.
Metallic Blue
- K** RAL 2000 arancio lucido
Orange glossy
- M** Oro
Gold
- N** Oro opaco
Gold matt
- O** Cromo
Chrome
- P** Cromo opaco
Chrome matt
- Q** Cromo nero
Chrome black
- R** Bronzo base Ottone
Bronze Brass base
- S** Bronzo base Rame
Bronze Copper base
- T** Ottone
Brass
- U** Rame
Copper

**FINITURE SPECIALI
SU RICHIESTA (vedi p. 12)
SPECIAL FINISHING
ON REQUEST (see p. 12)**

A

COLORE CORPO BODY COLOR

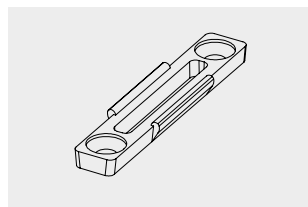
TUTTI ALL

- A** Alluminio anodizzato
Anodized aluminium
- W** RAL9016 bianco ragg.
White wrinkle
- B** RAL 9005 nero ragg.
RAL 9005 black wrinkle
- G** RAL 9006 grigio ragg.
RAL 9006 grey wrinkle
- C** Corten ragg.
Corten wrinkle
- L** RAL 9005 nero lucido
Black glossy
- D** RAL 1013 panna ragg.
Cream wrinkle
- E** RAL 9010 bianco ragg.
White wrinkle
- F** RAL 3020 rosso lucido
Red glossy
- H** RAL 1036 oro verniciato
Painted gold
- I** RAL 5026 blu metallizz.
Metallic Blue
- K** RAL 2000 arancio lucido
Orange glossy
- M** Oro
Gold
- N** Oro opaco
Gold matt
- O** Cromo
Chrome
- P** Cromo opaco
Chrome matt
- Q** Cromo nero
Chrome black
- R** Bronzo base Ottone
Bronze Brass base
- S** Bronzo base Rame
Bronze Copper base
- T** Ottone
Brass
- U** Rame
Copper

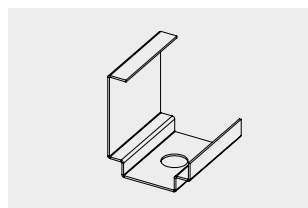
**FINITURE SPECIALI
SU RICHIESTA (vedi p. 12)
SPECIAL FINISHING
ON REQUEST (see p. 12)**

ACCESSORI ACCESSORIES

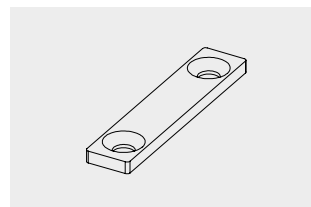
ESTRO SAM (solo per SD, SE Only for SD, SE)
Clip di fissaggio Fixing clip



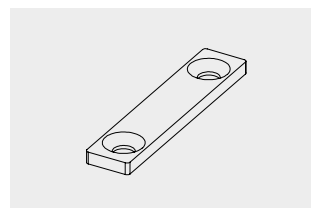
ESTRO SYM (solo per SY Only for SY)
Clip Clip



ESTRO SAMAG (solo per SD, SE Only for SD, SE)
KIT di fissaggio magnetico Magnetic fixing KIT



ESTRO SZMAG (solo per SY Only for SY)
KIT di fissaggio magnetico Magnetic fixing KIT





ESTRO A PARETE ESTRO WALL

La versatilità del progetto Estro crea prospettive innovative e straordinariamente creative per l'interior design. Con i tagli di luce a parete sarà possibile creare un'illuminazione ambientale completamente personalizzata: spazi lineari, perimetri o sezioni di pareti potranno essere creati dalla luce che andrà a scolpire le parti superiori o le parti inferiori, o entrambe con intensità diverse, con una soluzione semplice e totalmente integrata alle architetture.


The versatility of the Estro design creates innovative and extremely creative perspectives for interior design. With wall light cuts it's possible to create fully customised environmental lighting: linear spaces perimeters or wall sections can be created from the light that will sculpt the upper or lower areas, or both with different intensities, with a simple solution that is fully integrated with the architectures.

A PARETE/WALL

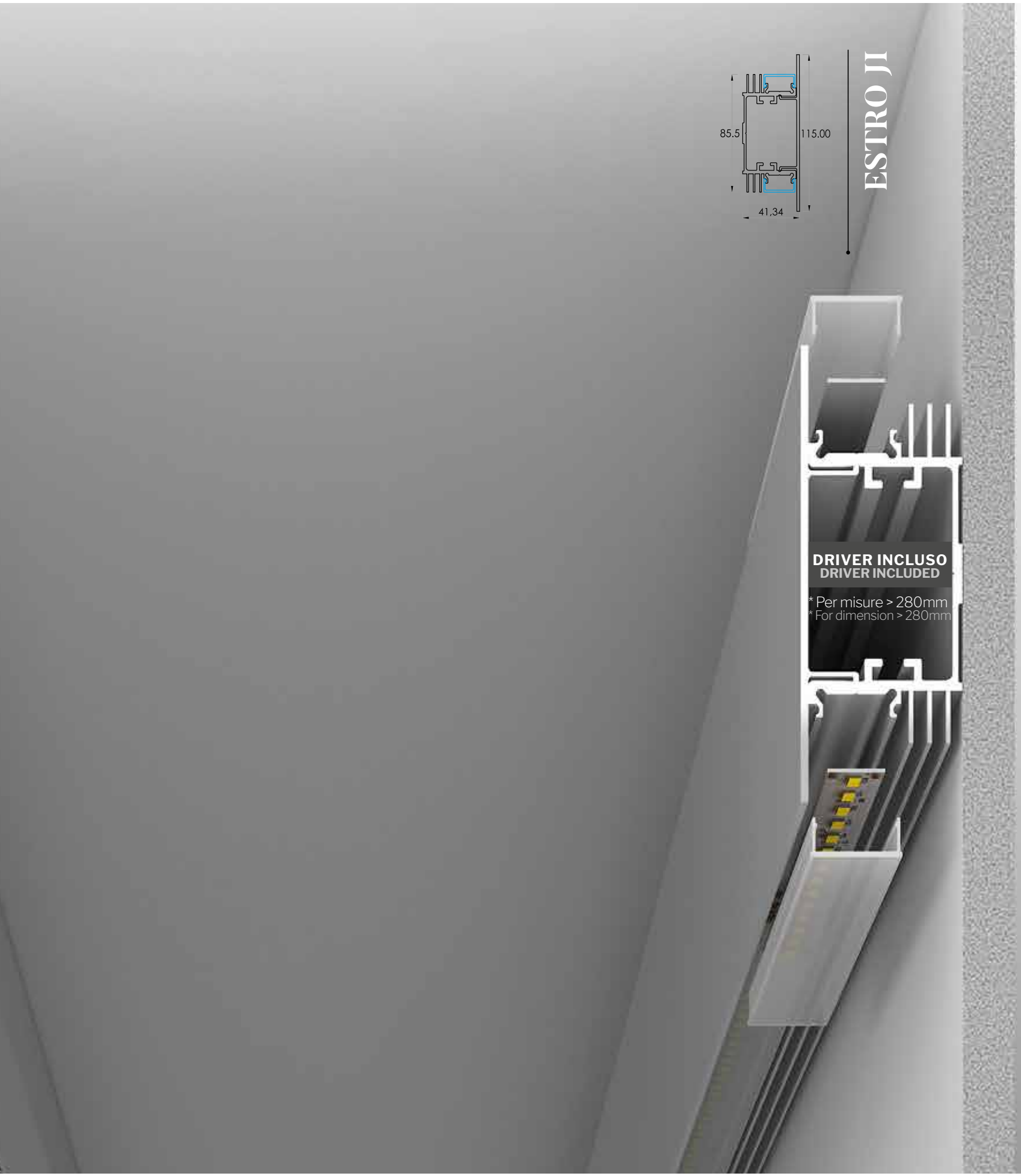
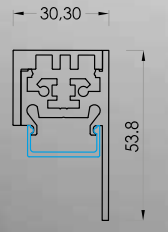
ESTRO JI | JV

**PROIETTORE
SPOTLIGHT**
VEDI PAG/SEE PAG 286

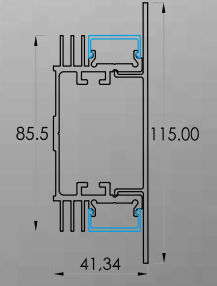




ESTRO JV



ESTRO JI



**DRIVER INCLUSO
DRIVER INCLUDED**
* Per misure > 280mm
* For dimension > 280mm

COME ORDINARE HOW TO ORDER

CREAZIONE CODICE CODE CREATION

J I

PROFILO PROFILE

J I Estro JI*

O

DIFFUSORE DIFFUSER

O Opal
T Microprismatic

P Power

A Comfort C1
B Comfort C2
C Comfort C3
E Excel

L Spotlight

Per ordinare i proiettori vedi p. 288
To order the spotlight see p. 288

I Blind

A

POTENZA POWER

A 19 W/m | 2000lm/m | 196 LED/m | **STRIP**
B 10 W/m | 1120lm/m | 196 LED/m | **BAR**
D 20 W/m | 2200lm/m | 196 LED/m | **BAR**
E 30 W/m | 3480lm/m | 392 LED/m | **BAR**
F 20 W/m | 1700lm/m | 196 LED/m | **FRESH MEAT | BAR**
I 27 W/m | 5280lm/m | 240 LED/m | **STRIP**
V 14.4 W/m | 1350lm/m | 238 LED/m | **STRIP SLIM**
X 10 W/m | 985lm/m | 196 LED/m | **STRIP SLIM**
O RGB | 14.4 W/m 60 LED/m | **STRIP**
P RGB+W | 19.2 W/m 60 LED/m | **STRIP**
R CTC | 16.5 W/m | 280 LED/m | **STRIP**
T RGB + CTC | 19.2 W/m | 96 LED/m | **STRIP**
S IP67 17,3 W/m | 1810lm/m | 168 LED/m | **STRIP**

L 9 W/mod | 1080lm/mod | 7 LED/mod (140 mm)

L 9 W/mod | 1080lm/mod | 7 LED/mod (140 mm)

O -

O -

A

TEMP. COLORE TEMPERATURE

A 2700K
B 3000K
C 4000K
D 3500K (per/for A,B,D,E)
RGB
RGB+W
O CTC
RGB+CTC
FRESH MEAT

A 2700K
B 3000K
C 4000K
D 3500K
X 3000-5700K (MIX)
T TUNABLE WHITE

A 2700K
B 3000K
C 4000K
D 3500K
X 3000-5700K (MIX)
T TUNABLE WHITE

O -

O -

O

OTTICA BEAM

O Diffuse

B 25°
D 40°
E 60°
F 80°
H 30° x 65°

A 20°
C 35°

O -

O -

0 0 5 0 0

LUNGHEZZA LENGTH

ESEMPIO EXAMPLE
00500 500 mm
01000 1000 mm

ESEMPIO EXAMPLE
00001 1 Module
00005 5 Modules

ESEMPIO EXAMPLE
00001 1 Module
00005 5 Modules

ESEMPIO EXAMPLE
00500 500 mm
01000 1000 mm

ESEMPIO EXAMPLE
00500 500 mm
01000 1000 mm

O

COLORE COVER COVER COLOR

OPALE/MICROPRISMATICO OPAL/MICROPRISMATIC
O Opale/Trasparente Opal/Transparent

ALTRI OTHER

A Alluminio anodizzato Anodized aluminium
W RAL9016 bianco ragg. White wrinkle
B RAL 9005 nero ragg. RAL 9005 black wrinkle
G RAL 9006 grigio ragg. RAL 9006 grey wrinkle
C Corten ragg. Corten wrinkle
L RAL 9005 nero lucido RAL 9005 black glossy
G RAL 9006 grigio ragg. RAL 9006 grey wrinkle
C Corten ragg. Corten wrinkle
L RAL 9005 nero lucido RAL 9005 black glossy
D RAL 1013 panna ragg. Cream wrinkle
E RAL 9010 bianco ragg. White wrinkle
F RAL 3020 rosso lucido Red glossy
H RAL 1036 oro verniciato Painted gold
I RAL 5026 blu metallizz. Metallic Blue
K RAL 2000 arancio lucido Orange glossy
M Oro Gold
N Oro opaco Gold matt
O Cromo Chrome
P Cromo opaco Chrome matt
Q Oro Nero Chrome black
R Bronzo base Ottone Bronze Brass base
S Bronzo base Rame Bronze Copper base
T Ottone Brass
U Rame Copper

FINITURE SPECIALI SU RICHIESTA (vedi p. 12) SPECIAL FINISHING ON REQUEST (see p. 12)

W

COLORE CORPO BODY COLOR

TUTTI ALL

W RAL9016 bianco ragg. White wrinkle
B RAL 9005 nero ragg. RAL 9005 black wrinkle
G RAL 9006 grigio ragg. RAL 9006 grey wrinkle
C Corten ragg. Corten wrinkle
L RAL 9005 nero lucido RAL 9005 black glossy
D RAL 1013 panna ragg. Cream wrinkle
E RAL 9010 bianco ragg. White wrinkle
F RAL 3020 rosso lucido Red glossy
H RAL 1036 oro verniciato Painted gold
I RAL 5026 blu metallizz. Metallic Blue
K RAL 2000 arancio lucido Orange glossy
M Oro Gold
N Oro opaco Gold matt
O Cromo Chrome
P Cromo opaco Chrome matt
Q Oro Nero Chrome black
R Bronzo base Ottone Bronze Brass base
S Bronzo base Rame Bronze Copper base
T Ottone Brass
U Rame Copper

FINITURE SPECIALI SU RICHIESTA (vedi p. 12) SPECIAL FINISHING ON REQUEST (see p. 12)

* Aggiungere "M" al codice per ordinare il profilo mono emissione * Add "M" for mono-emission profile
La misura ordinata sarà quella della palpebra (ingombro max), mentre il corpo del prodotto, sul quale è presente la sorgente luminosa scelta, sarà 100 mm (50+50mm per lato) più corta (salvo diverse indicazioni) / The ordered dimension is that of the aluminium cover (encumbrance max), the body of which the light source is installed is shorter than 100 mm (50+50mm by side), unless otherwise indicated.

COME ORDINARE HOW TO ORDER

CREAZIONE CODICE CODE CREATION

J V

PROFILO PROFILE

JV Estro JV

O

DIFFUSORE DIFFUSER

-  O Opal
-  T Microprismatic

-  P Power

-  A Comfort C1
-  B Comfort C2
-  C Comfort C3
-  E Excel

-  I Blind

A

POTENZA POWER

- A 19 W/m | 2000lm/m | 196 LED/m | **STRIP**
- B 10 W/m | 1120lm/m | 196 LED/m | **BAR**
- D 20 W/m | 2200lm/m | 196 LED/m | **BAR**
- E 30 W/m | 3480lm/m | 392 LED/m | **BAR**
- F 20 W/m | 1700lm/m | 196 LED/m | FRESH MEAT | **BAR**
- I 27 W/m | 5280lm/m | 240 LED/m | **STRIP**
- V 14.4 W/m | 1350lm/m | 238 LED/m | **STRIP SLIM**
- X 10 W/m | 985lm/m | 196 LED/m | **STRIP SLIM**
- O RGB | 14.4 W/m 60 LED/m | **STRIP**
- P RGB+W | 19.2 W/m 60 LED/m | **STRIP**
- R CTC | 16.5 W/m | 280 LED/m | **STRIP**
- T RGB +CTC | 19.2 W/m | 96 LED/m | **STRIP**
- S IP67 17,3 W/m | 1810lm/m | 168 LED/m | **STRIP**

- L 9 W/mod | 1080lm/mod | 7 LED/mod (140 mm)

- L 9 W/mod | 1080lm/mod | 7 LED/mod (140 mm)

- O -

A

TEMP. COLORE TEMPERATURE

- A 2700K
- B 3000K
- C 4000K
- D 3500K (per/for A,B,D,E)
- RGB
- RGB+W
- O CTC
- RGB+CTC
- FRESH MEAT

- A 2700K
- B 3000K
- C 4000K
- D 3500K
- X 3000-5700K (MIX)
- T TUNABLE WHITE

- A 2700K
- B 3000K
- C 4000K
- D 3500K
- X 3000-5700K (MIX)
- T TUNABLE WHITE

- O -

O

OTTICA BEAM

- O Diffuse

- B 25°
- D 40°
- E 60°
- F 80°
- H 30° x 65°

- A 20°
- C 35°

- O -

0 0 5 0 0

LUNGHEZZA LENGTH

- ESEMPIO EXAMPLE**
- 00500 500 mm
- 01000 1000 mm

- ESEMPIO EXAMPLE**
- 00001 1 Module
- 00005 5 Modules

- ESEMPIO EXAMPLE**
- 00001 1 Module
- 00005 5 Modules

- ESEMPIO EXAMPLE**
- 00500 500 mm
- 01000 1000 mm

O

COLORE COVER COVER COLOR

- OPALE/MICROPRISMATICO OPAL/MICROPRISMATIC**
- O Opale/Trasparente Opal/Transparent

ALTRI OTHER

- A Alluminio anodizzato Anodized aluminium
- W RAL9016 bianco ragg. White wrinkle
- B RAL 9005 nero ragg. RAL 9005 black wrinkle
- G RAL 9006 grigio ragg. RAL 9006 grey wrinkle
- C Corten ragg. Corten wrinkle
- L RAL 9005 nero lucido Black glossy
- D RAL 1013 panna ragg. Cream wrinkle
- E RAL 9010 bianco ragg. White wrinkle
- F RAL 3020 rosso lucido Red glossy
- H RAL 1036 oro verniciato Painted gold
- I RAL 5026 blu metallizz. Metallic Blue
- K RAL 2000 arancio lucido Orange glossy
- M Oro Gold
- N Oro opaco Gold matt
- O Cromo Chrome
- P Cromo opaco Chrome matt
- Q Cromo nero Chrome black
- R Cromo opaco Ottone Bronze Brass base
- S Cromo nero Rame Bronze Copper base
- T Ottone Brass
- U Rame Copper

FINITURE SPECIALI SU RICHIESTA (vedi p. 12) SPECIAL FINISHING ON REQUEST (see p. 12)

A

COLORE CORPO BODY COLOR

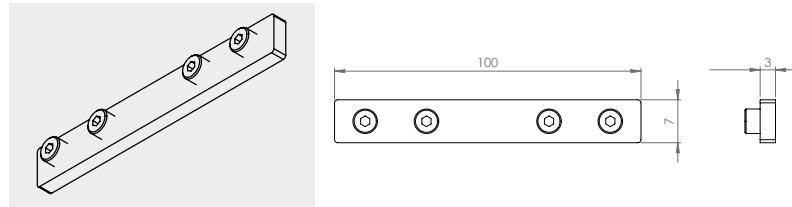
TUTTI ALL

- A Alluminio anodizzato Anodized aluminium
- W RAL9016 bianco ragg. White wrinkle
- B RAL 9005 nero ragg. RAL 9005 black wrinkle
- G RAL 9006 grigio ragg. RAL 9006 grey wrinkle
- C Corten ragg. Corten wrinkle
- L RAL 9005 nero lucido Black glossy
- D RAL 1013 panna ragg. Cream wrinkle
- E RAL 9010 bianco ragg. White wrinkle
- F RAL 3020 rosso lucido Red glossy
- H RAL 1036 oro verniciato Painted gold
- I RAL 5026 blu metallizz. Metallic Blue
- K RAL 2000 arancio lucido Orange glossy
- M Oro Gold
- N Oro opaco Gold matt
- O Cromo Chrome
- P Cromo opaco Chrome matt
- Q Cromo nero Chrome black
- R Bronzo base Ottone Bronze Brass base
- S Bronzo base Rame Bronze Copper base
- T Ottone Brass
- U Rame Copper

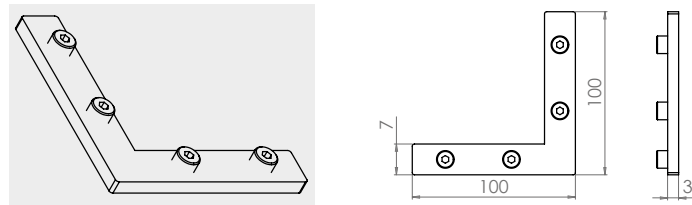
FINITURE SPECIALI SU RICHIESTA (vedi p. 12) SPECIAL FINISHING ON REQUEST (see p. 12)

ACCESSORI ACCESSORIES

ESTRO JAKIT02 (solo per JV Only for JV)
Giunto lineare Linear joint



ESTRO JAKIT03 (solo per JV Only for JV)
Giunto a L L joint

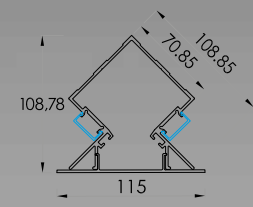


A PARETE ANGOLARI/CORNER WALL

ESTRO JL | KE



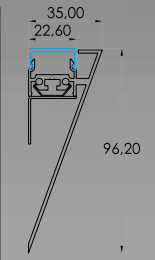
ESTRO JL



DRIVER INCLUSO
DRIVER INCLUDED

* Per misura > 280mm
* For dimension > 280mm

ESTRO KE



COME ORDINARE HOW TO ORDER

CREAZIONE CODICE CODE CREATION

J L

PROFILO PROFILE

JL Estro JL^{1,2}

O

DIFFUSORE DIFFUSER

	O	Opal
	T	Microprismatic

	P	Power
---	---	-------

	A	Comfort C1
	B	Comfort C2
	C	Comfort C3
	E	Excel

	L	Spotlight
---	---	-----------

Per ordinare i proiettori vedi p. 288
To order the spotlight see p. 288

	I	Blind
---	---	-------

A

POTENZA POWER

A	19 W/m 2000lm/m 196 LED/m STRIP
B	10 W/m 1120lm/m 196 LED/m BAR
D	20 W/m 2200lm/m 196 LED/m BAR
E	30 W/m 3480lm/m 392 LED/m BAR
F	20 W/m 1700lm/m 196 LED/m FRESH MEAT BAR
I	27 W/m 5280lm/m 240 LED/m STRIP
V	14.4 W/m 1350lm/m 238 LED/m STRIP SLIM
X	10 W/m 985lm/m 196 LED/m STRIP SLIM
O	RGB 14.4 W/m 60 LED/m STRIP
P	RGB+W 19.2 W/m 60 LED/m STRIP
R	CTC 16.5 W/m 280 LED/m STRIP
T	RGB + CTC 19.2 W/m 96 LED/m STRIP
S	IP67 17,3 W/m 1810lm/m 168 LED/m STRIP

L	9 W/mod 1080lm/mod 7 LED/mod (140 mm)
---	---

L	9 W/mod 1080lm/mod 7 LED/mod (140 mm)
---	---

O	-
---	---

O	-
---	---

A

TEMP. COLORE TEMPERATURE

A	2700K
B	3000K
C	4000K
D	3500K (per/for A,B,D,E)
	RGB
	RGB+W
O	CTC
	RGB+CTC
	FRESH MEAT

A	2700K
B	3000K
C	4000K
D	3500K
X	3000-5700K (MIX)
T	TUNABLE WHITE

A	2700K
B	3000K
C	4000K
D	3500K
X	3000-5700K (MIX)
T	TUNABLE WHITE

O	-
---	---

O	-
---	---

O

OTTICA BEAM

O	Diffuse
---	---------

B	25°
D	40°
E	60°
F	80°
H	30° x 65°

A	20°
C	35°

O	-
---	---

O	-
---	---

0 0 5 0 0

LUNGHEZZA LENGTH

ESEMPIO EXAMPLE	
00500	500 mm
01000	1000 mm

ESEMPIO EXAMPLE	
00001	1 Module
00005	5 Modules

ESEMPIO EXAMPLE	
00001	1 Module
00005	5 Modules

ESEMPIO EXAMPLE	
00500	500 mm
01000	1000 mm

ESEMPIO EXAMPLE	
00500	500 mm
01000	1000 mm

O

COLORE COVER COVER COLOR

OPALE/MICROPRISMATICO OPAL/MICROPRISMATIC

O	Opale/Trasparente Opal/Transparent
---	------------------------------------

ALTRI OTHER

A	Alluminio anodizzato Anodized aluminium
W	RAL9016 bianco ragg. White wrinkle
B	RAL 9005 nero ragg. RAL 9005 black wrinkle
G	RAL 9006 grigio ragg. RAL 9006 grey wrinkle
C	Corten ragg. Corten wrinkle
L	RAL 9005 nero lucido Black glossy
D	RAL 1013 panna ragg. Cream wrinkle
E	RAL 9010 bianco ragg. White wrinkle
F	RAL 3020 rosso lucido Red glossy
H	RAL 1036 oro verniciato Painted gold
I	RAL 5026 blu metallizz. Metallic Blue
K	RAL 2000 arancio lucido Orange glossy
M	Oro Gold
N	Oro opaco Gold matt
O	Cromo Chrome
P	Cromo opaco Chrome matt
Q	Cromo nero Chrome black
R	Bronzo base Ottone Bronze Brass base
S	Bronzo base Rame Bronze Copper base
T	Ottone Brass
U	Rame Copper

FINITURE SPECIALI SU RICHIESTA (vedi p. 12) SPECIAL FINISHING ON REQUEST (see p. 12)

A

COLORE CORPO BODY COLOR

TUTTI ALL

A	Alluminio anodizzato Anodized aluminium
W	RAL9016 bianco ragg. White wrinkle
B	RAL 9005 nero ragg. RAL 9005 black wrinkle
G	RAL 9006 grigio ragg. RAL 9006 grey wrinkle
C	Corten ragg. Corten wrinkle
L	RAL 9005 nero lucido Black glossy
D	RAL 1013 panna ragg. Cream wrinkle
E	RAL 9010 bianco ragg. White wrinkle
F	RAL 3020 rosso lucido Red glossy
H	RAL 1036 oro verniciato Painted gold
I	RAL 5026 blu metallizz. Metallic Blue
K	RAL 2000 arancio lucido Orange glossy
M	Oro Gold
N	Oro opaco Gold matt
O	Cromo Chrome
P	Cromo opaco Chrome matt
Q	Cromo nero Chrome black
R	Bronzo base Ottone Bronze Brass base
S	Bronzo base Rame Bronze Copper base
T	Ottone Brass
U	Rame Copper

FINITURE SPECIALI SU RICHIESTA (vedi p. 12) SPECIAL FINISHING ON REQUEST (see p. 12)

¹ Aggiungere "M" al codice per ordinare il profilo mono emissione * Add "M" for mono-emission profile

² La misura ordinata sarà quella della palpebra (ingombro max), mentre il corpo del prodotto, sul quale è presente la sorgente luminosa scelta, sarà 100 mm (50+50 mm per lato) più corta (salvo diverse indicazioni) / The ordered dimension is that of the aluminium cover (encumbrance max), the body of which the light source is installed is shorter than 100 mm (50+50mm by side), unless otherwise indicated.

COME ORDINARE HOW TO ORDER

CREAZIONE CODICE CODE CREATION

K E

PROFILO
PROFILE

KE Estro KE

O

DIFFUSORE
DIFFUSER

 **O** Opal
 **T** Microprismatic

 **P** Power

 **A** Comfort C1
 **B** Comfort C2
 **C** Comfort C3
 **E** Excel

 **S** Spot

 **I** Blind

A

POTENZA
POWER

A 19 W/m | 2000lm/m | 196 LED/m | **STRIP**
B 10 W/m | 1120lm/m | 196 LED/m | **BAR**
D 20 W/m | 2200lm/m | 196 LED/m | **BAR**
E 30 W/m | 3480lm/m | 392 LED/m | **BAR**
F 20 W/m | 1700lm/m | 196 LED/m | FRESH MEAT | **BAR**
I 27 W/m | 5280lm/m | 240 LED/m | **STRIP**
V 14.4 W/m | 1350lm/m | 238 LED/m | **STRIP SLIM**
X 10 W/m | 985lm/m | 196 LED/m | **STRIP SLIM**
O RGB | 14.4 W/m 60 LED/m | **STRIP**
P RGB+W | 19.2 W/m 60 LED/m | **STRIP**
R CTC | 16.5 W/m | 280 LED/m | **STRIP**
T RGB +CTC | 19.2 W/m | 96 LED/m | **STRIP**
S IP67 17,3 W/m | 1810lm/m | 168 LED/m | **STRIP**

L 9 W/mod | 1080lm/mod | 7 LED/mod (140 mm)

L 9 W/mod | 1080lm/mod | 7 LED/mod (140 mm)

O -

O -

A

TEMP. COLORE
TEMPERATURE

A 2700K
B 3000K
C 4000K
D 3500K (per/for A,B,D,E)
O RGB
RGB+W
CTC
RGB+CTC
FRESH MEAT

A 2700K
B 3000K
C 4000K
D 3500K
X 3000-5700K (MIX)
T TUNABLE WHITE

A 2700K
B 3000K
C 4000K
D 3500K
X 3000-5700K (MIX)
T TUNABLE WHITE

O -

O -

O

OTTICA
BEAM

O Diffuse

B 25°
D 40°
E 60°
F 80°
H 30° x 65°

A 20°
C 35°

O -

O -

0 0 5 0 0

LUNGHEZZA
LENGTH

ESEMPIO EXAMPLE
00500 500 mm
01000 1000 mm

ESEMPIO EXAMPLE
00001 1 Module
00005 5 Modules

ESEMPIO EXAMPLE
00001 1 Module
00005 5 Modules

ESEMPIO EXAMPLE
00001 1 Module
00005 5 Modules

ESEMPIO EXAMPLE
00500 500 mm
01000 1000 mm

O

COLORE COVER
COVER COLOR

OPALE/MICROPRISMATICO
OPAL/MICROPRISMATIC
O Opale/Trasparente
Opal/Transparent

ALTRI OTHER

A Alluminio anodizzato
Anodized aluminium
W RAL9016 bianco ragg.
White wrinkle
B RAL 9005 nero ragg.
RAL 9005 black wrinkle
G RAL 9006 grigio ragg.
RAL 9006 grey wrinkle
C Corten ragg.
Corten wrinkle
L RAL 9005 nero lucido
Black glossy
D RAL 1013 panna ragg.
Cream wrinkle
E RAL 9010 bianco ragg.
White wrinkle
F RAL 3020 rosso lucido
Red glossy
H RAL 1036 oro verniciato
Painted gold
I RAL 5026 blu metallizz.
Metallic Blue
K RAL 2000 arancio lucido
Orange glossy
M Oro
Gold
N Oro opaco
Gold matt
O Cromo
Chrome
P Cromo opaco
Chrome matt
Q Cromo nero
Chrome black
R Bronzo base Ottone
Bronze Brass base
S Bronzo base Rame
Bronze Copper base
T Ottone
Brass
U Rame
Copper

FINITURE SPECIALI
SU RICHIESTA (vedi p. 12)
SPECIAL FINISHING
ON REQUEST (see p. 12)

A

COLORE CORPO
BODY COLOR

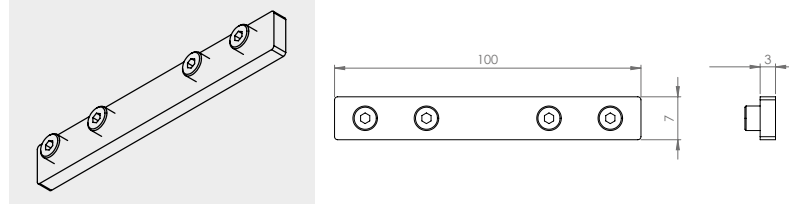
TUTTI ALL

A Alluminio anodizzato
Anodized aluminium
W RAL9016 bianco ragg.
White wrinkle
B RAL 9005 nero ragg.
RAL 9005 black wrinkle
G RAL 9006 grigio ragg.
RAL 9006 grey wrinkle
C Corten ragg.
Corten wrinkle
L RAL 9005 nero lucido
Black glossy
D RAL 1013 panna ragg.
Cream wrinkle
E RAL 9010 bianco ragg.
White wrinkle
F RAL 3020 rosso lucido
Red glossy
H RAL 1036 oro verniciato
Painted gold
I RAL 5026 blu metallizz.
Metallic Blue
K RAL 2000 arancio lucido
Orange glossy
M Oro
Gold
N Oro opaco
Gold matt
O Cromo
Chrome
P Cromo opaco
Chrome matt
Q Cromo nero
Chrome black
R Bronzo base Ottone
Bronze Brass base
S Bronzo base Rame
Bronze Copper base
T Ottone
Brass
U Rame
Copper

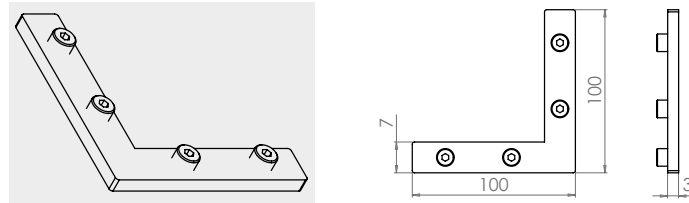
FINITURE SPECIALI
SU RICHIESTA (vedi p. 12)
SPECIAL FINISHING
ON REQUEST (see p. 12)

ACCESSORI ACCESSORIES

ESTRO JAKIT02 (solo per KE Only for KE)
Giunto lineare Linear joint



ESTRO JAKIT03 (solo per KE Only for KE)
Giunto a L L joint

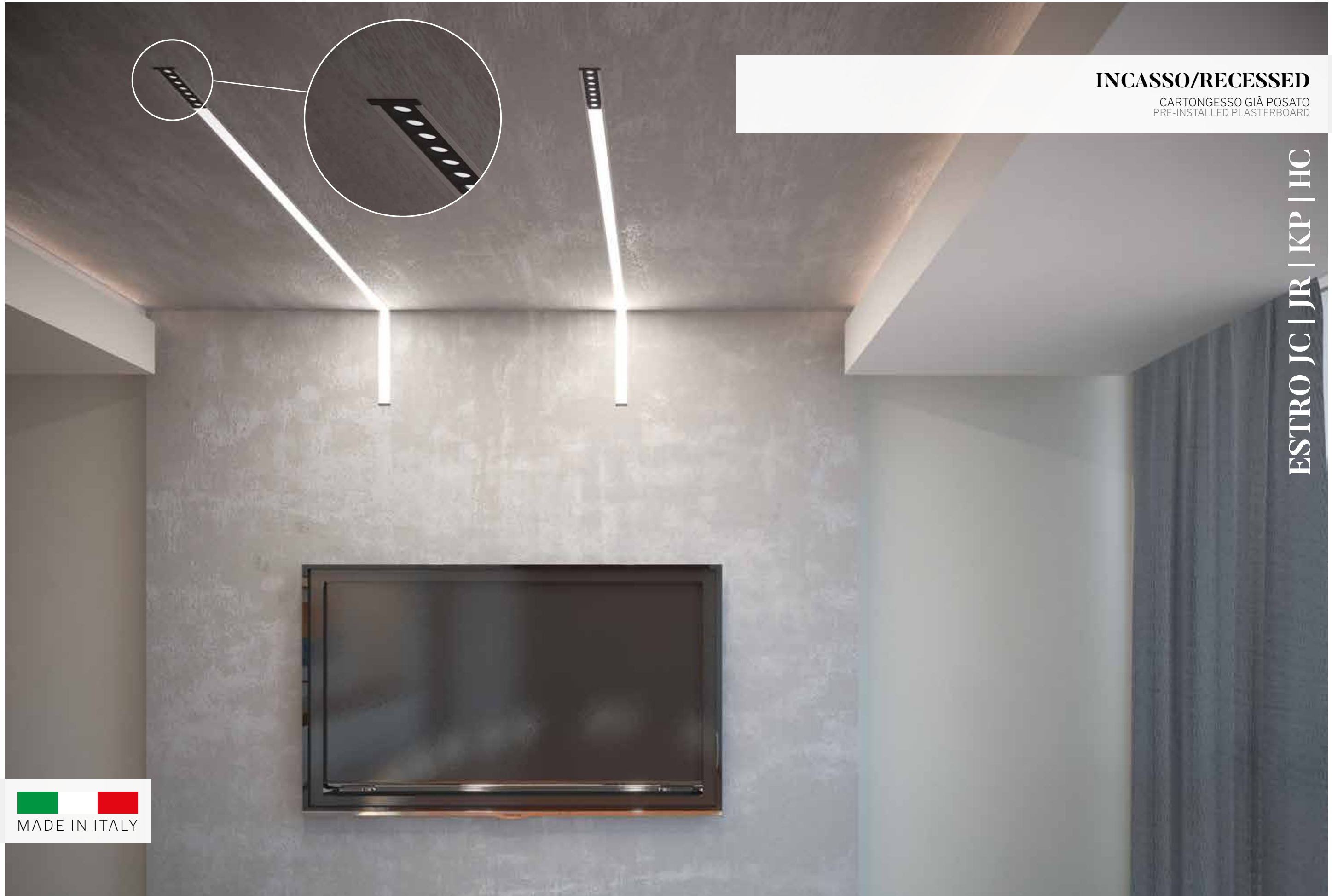




ESTRO INCASSO ESTRO RECESSED

Estro è un progetto con forte vocazione creativa, studiato per personalizzare al massimo ogni ambiente. Grazie ai prodotti di questa serie, si possono realizzare suggestivi effetti decorativi su pareti o controsoffitti. Quasi come fossero opere d'arte, i tagli di luce assumono un aspetto magico, segnalando con maggiore o minore decisione la loro provenienza e scolpendo quasi misteriosamente le superfici intorno.


Estro is a project with a strong creative vocation, intended to personalise any location. Due to the products of this series, impressive decorative effects on walls or suspended ceilings can be created. Almost as if they were works of art, the cuts of light assume a magical appearance, marking to a greater or lesser extent their origin and sculpting mysteriously the surrounding surfaces.



INCASSO/RECESSED

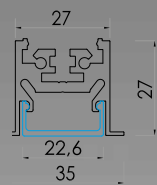
CARTONGESSO GIÀ POSATO
PRE-INSTALLED PLASTERBOARD

ESTRO JC | JR | KP | HC

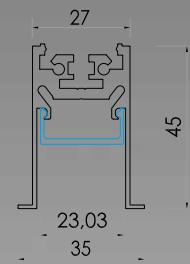


MADE IN ITALY

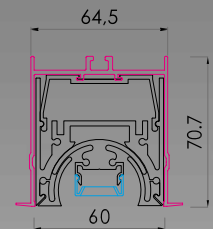
ESTRO JC



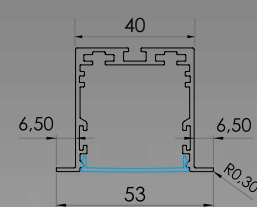
ESTRO JR



ESTRO KP



ESTRO HC



Possibilità di inserire il binario (230V o 48V)
Possibility to insert the track (230V or 48V)

Foro di nasso
Cut-Hole

JC	28	L+2 mm
JR	28	L+2 mm
KP	64,5	L+2 mm
HC	40	L+2 mm

COME ORDINARE HOW TO ORDER

CREAZIONE CODICE CODE CREATION

J C

PROFILO PROFILE

- JC Estro JC
- JR Estro JR
- KP Estro KP*
- HC Estro HC

O

DIFFUSORE DIFFUSER

- O Opal
- T Microprismatic

- P Power

- A Comfort C1
- B Comfort C2
- C Comfort C3
- E Excel

- R Reflecta

- S Spot

- I Blind

A

POTENZA POWER

- A 19 W/m | 2000lm/m | 196 LED/m | **STRIP**
- B 10 W/m | 1120lm/m | 196 LED/m | **BAR**
- D 20 W/m | 2200lm/m | 196 LED/m | **BAR**
- E 30 W/m | 3480lm/m | 392 LED/m | **BAR**
- F 20 W/m | 1700lm/m | 196 LED/m | FRESH MEAT | **BAR**
- I 27 W/m | 5280lm/m | 240 LED/m | **STRIP**
- V 14.4 W/m | 1350lm/m | 238 LED/m | **STRIP SLIM**
- X 10 W/m | 985lm/m | 196 LED/m | **STRIP SLIM**
- O RGB | 14.4 W/m 60 LED/m | **STRIP**
- P RGB+W | 19.2 W/m 60 LED/m | **STRIP**
- R CTC | 16.5 W/m | 280 LED/m | **STRIP**
- T RGB +CTC | 19.2 W/m | 96 LED/m | **STRIP**
- S IP67 17,3 W/m | 1810lm/m | 168 LED/m | **STRIP**

- L 9 W/mod | 1080lm/mod | 7 LED/mod (140 mm)

- L 9 W/mod | 1080lm/mod | 7 LED/mod (140 mm)

- C 10 W/m | 1120lm/m | 196 LED/m | **BAR SLIM**
- V 14.4 W/m | 1350lm/m | 238 LED/m | **STRIP LED**
- X 10 W/m | 985lm/m | 196 LED/m | **STRIP LED**

- O -

- O -

A

TEMP. COLORE TEMPERATURE

- A 2700K
- B 3000K
- C 4000K
- D 3500K (per/for A,B,D,E)
- RGB
- RGB+W
- O CTC
- RGB+CTC
- FRESH MEAT

- A 2700K
- B 3000K
- C 4000K
- D 3500K
- X 3000-5700K (MIX)
- T TUNABLE WHITE

- A 2700K
- B 3000K
- C 4000K
- D 3500K
- X 3000-5700K (MIX)
- T TUNABLE WHITE

- A 2700K
- B 3000K
- C 4000K
- D 3500K (per/for C)

- O -

- O -

O

OTTICA BEAM

- O Diffuse

- B 25°
- D 40°
- E 60°
- F 80°
- H 30° x 65°

- A 20°
- C 35°

- I Wall Washer
- L Wide
- M Extra Wide

- O -

- O -

0 0 5 0 0

LUNGHEZZA LENGTH

- ESEMPIO EXAMPLE**
- 00500 500 mm
- 01000 1000 mm

- ESEMPIO EXAMPLE**
- 00001 1 Module
- 00005 5 Modules

- ESEMPIO EXAMPLE**
- 00001 1 Module
- 00005 5 Modules

- ESEMPIO EXAMPLE**
- 00500 500 mm
- 01000 1000 mm

- ESEMPIO EXAMPLE**
- 00001 1 Module
- 00005 5 Modules

- ESEMPIO EXAMPLE**
- 00500 500 mm
- 01000 1000 mm

O

COLORE COVER COVER COLOR

- OPALE/MICROPRISMATICO OPAL/MICROPRISMATIC**
- O Opale/Trasparente Opal/Transparent

ALTRI OTHER

- A Alluminio anodizzato Anodized aluminium
- W RAL9016 bianco ragg. White wrinkle
- B RAL 9005 nero ragg. RAL 9005 black wrinkle
- G RAL 9006 grigio ragg. RAL 9006 grey wrinkle
- C Corten ragg. Corten wrinkle
- L RAL 9005 nero lucido Black glossy
- D RAL 1013 panna ragg. Cream wrinkle
- E RAL 9010 bianco ragg. White wrinkle
- F RAL 3020 rosso lucido Red glossy
- H RAL 1036 oro verniciato Painted gold
- I RAL 5026 blu metallizz. Metallic Blue
- K RAL 2000 arancio lucido Orange glossy
- M Oro Gold
- N Oro opaco Gold matt
- O Cromo Chrome
- P Cromo opaco Chrome matt
- Q Cromo nero Chrome black
- R Cromo opaco Ottone Bronze Brass base
- S Bronzo base Rame Bronze Copper base
- T Ottone Brass
- U Rame Copper

FINITURE SPECIALI SU RICHIESTA (vedi p. 12) SPECIAL FINISHING ON REQUEST (see p. 12)

A

COLORE CORPO BODY COLOR

TUTTI ALL

- A Alluminio anodizzato Anodized aluminium
- W RAL9016 bianco ragg. White wrinkle
- B RAL 9005 nero ragg. RAL 9005 black wrinkle
- G RAL 9006 grigio ragg. RAL 9006 grey wrinkle
- C Corten ragg. Corten wrinkle
- L RAL 9005 nero lucido Black glossy
- D RAL 1013 panna ragg. Cream wrinkle
- E RAL 9010 bianco ragg. White wrinkle
- F RAL 3020 rosso lucido Red glossy
- H RAL 1036 oro verniciato Painted gold
- I RAL 5026 blu metallizz. Metallic Blue
- K RAL 2000 arancio lucido Orange glossy
- M Oro Gold
- N Oro opaco Gold matt
- O Cromo Chrome
- P Cromo opaco Chrome matt
- Q Cromo nero Chrome black
- R Bronzo base Ottone Bronze Brass base
- S Bronzo base Rame Bronze Copper base
- T Ottone Brass
- U Rame Copper

FINITURE SPECIALI SU RICHIESTA (vedi p. 12) SPECIAL FINISHING ON REQUEST (see p. 12)

*Finiture GALVANICHE non disponibili / GALVANIC finishing not available

COME ORDINARE HOW TO ORDER

CREAZIONE CODICE CODE CREATION

J C

PROFILO
PROFILE

JC Estro JC
JR Estro JR

P

DIFFUSORE
DIFFUSER

P Power

A Comfort C1
B Comfort C2
C Comfort C3
E Excel

1

POTENZA
POWER

1 1,3 W | 350mA | 155lm | 1 LED
2 2,6 W | 350mA | 310lm | 2 LED
3 3,9 W | 350mA | 564lm | 3 LED

1 1,3 W | 350mA | 155lm | 1 LED
2 2,6 W | 350mA | 310lm | 2 LED
3 3,9 W | 350mA | 564lm | 3 LED

A

TEMP. COLORE
TEMPERATURE

A 2700K
B 3000K
C 4000K
D 3500K

A 2700K
B 3000K
C 4000K
D 3500K

B

OTTICA
BEAM

B 25°
D 40°
E 60°
F 80°
H 30° x 65°

A 20°
C 35°

00000

LUNGHEZZA
LENGTH

W

COLORE COVER/CORPO
BODY/COVER COLOR

TUTTI ALL

W RAL9016 bianco ragg.
White wrinkle
B RAL 9005 nero ragg.
RAL 9005 black wrinkle
G RAL 9006 grigio ragg.
RAL 9006 grey wrinkle
C Corten ragg.
Corten wrinkle
M Oro
Gold
O Cromo
Chrome

SURICHIESTA
ALTRE FINITURE (vedi p.11)
E FINITURE SPECIALI
(vedi p.12)
OTHER FINISHING (see p.11)
AND SPECIAL FINISHING
(see p.12)
ON REQUEST

W

COLORE COVER/CORPO
BODY/COVER COLOR

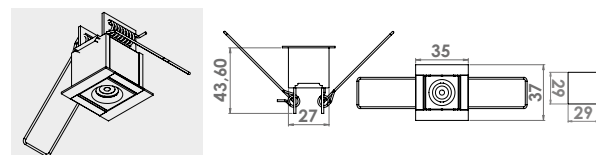
TUTTI ALL

W RAL9016 bianco ragg.
White wrinkle
B RAL 9005 nero ragg.
RAL 9005 black wrinkle
G RAL 9006 grigio ragg.
RAL 9006 grey wrinkle
C Corten ragg.
Corten wrinkle
M Oro
Gold
O Cromo
Chrome

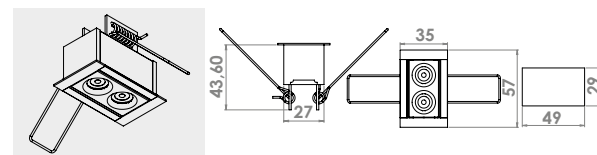
SURICHIESTA
ALTRE FINITURE (vedi p.11)
E FINITURE SPECIALI
(vedi p.12)
OTHER FINISHING (see p.11)
AND SPECIAL FINISHING
(see p.12)
ON REQUEST

driver standard 24V ULTRASLIM 15W 350mA
driver standard 24V ULTRASLIM 15W 350mA
Cod. 122440

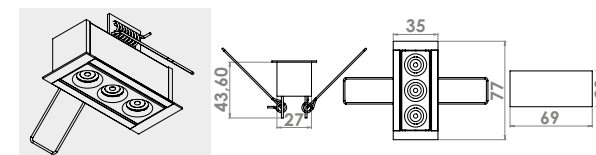
JC POWER-COMFROT-EXCEL - 1 LED



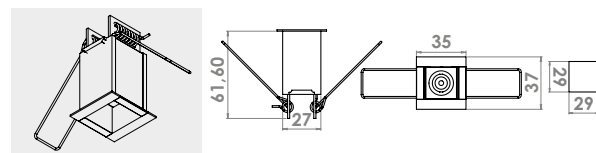
JC POWER-COMFROT-EXCEL - 2 LED



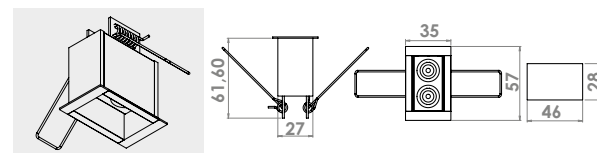
JC POWER-COMFROT-EXCEL - 3 LED



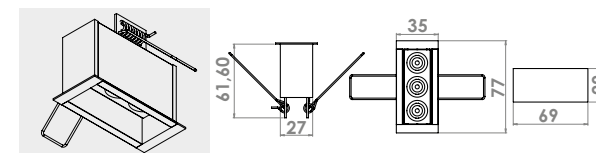
JR POWER-COMFROT-EXCEL - 1 LED



JR POWER-COMFROT-EXCEL - 2 LED



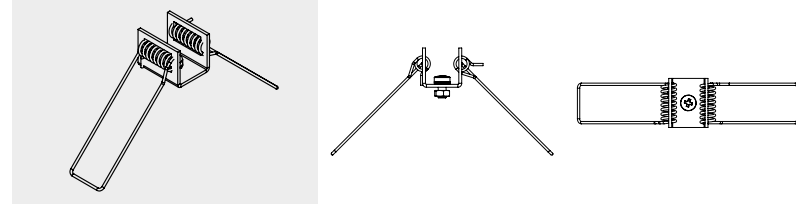
JR POWER-COMFROT-EXCEL - 3 LED



ACCESSORI ACCESSORIES

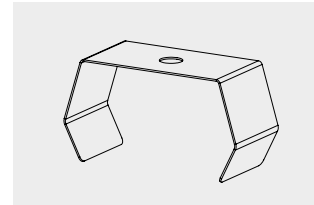
ESTRO JCM

Molla per spessori >13mm Spring for thicknesses >13mm



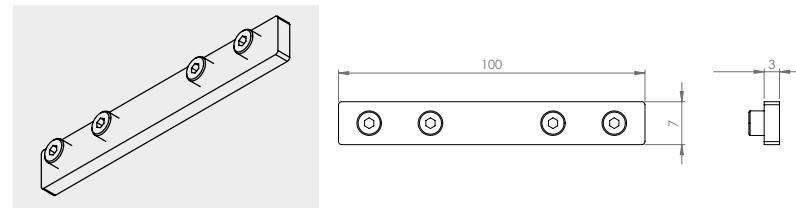
ESTRO JCMSLIM

Molla per spessori <13mm Spring for thicknesses <13mm



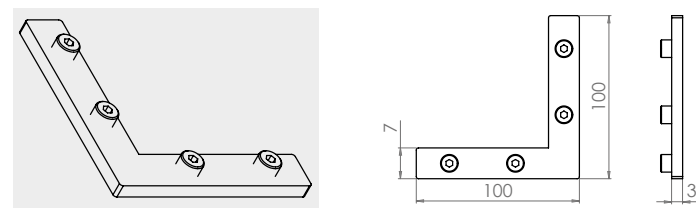
ESTRO JAKIT02


Giunto lineare Linear joint



ESTRO JAKIT03

Giunto a L L joint





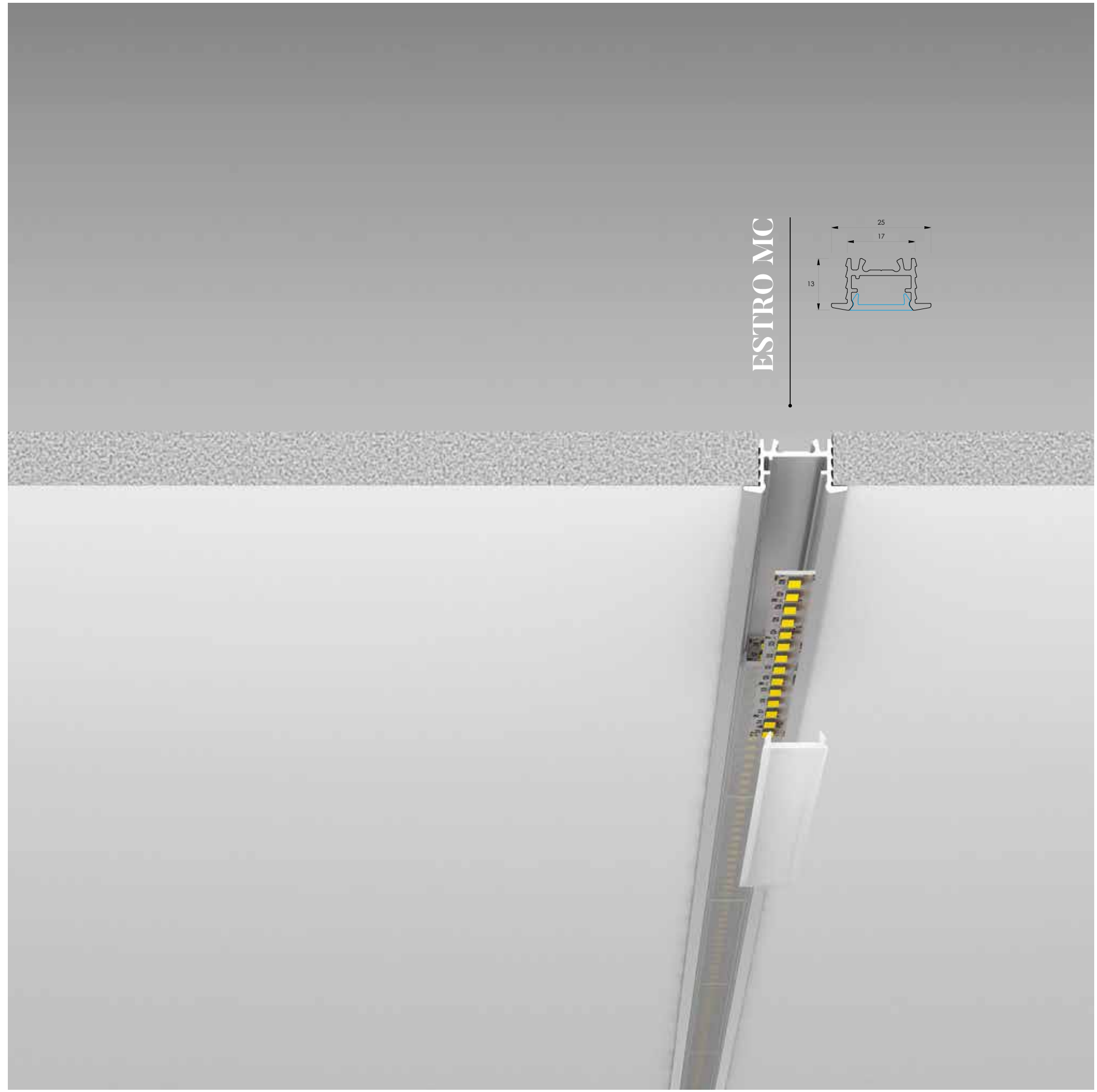
INCASSO/RECESSED

CARTONGESSO GIÀ POSATO - SERIE QUICK
PRE-INSTALLED PLASTERBOARD - QUICK SERIES

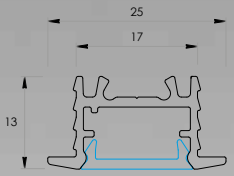
ESTRO MC



MADE IN ITALY



ESTRO MC



Foro di ncasso
Cut-Hole



COME ORDINARE HOW TO ORDER

CREAZIONE CODICE CODE CREATION

M C

PROFILO
PROFILE

MC Estro MC

O

DIFFUSORE
DIFFUSER

O Opal

A

POTENZA
POWER

A	19 W/m 2000lm/m 196 LED/m STRIP
B	10 W/m 1120lm/m 196 LED/m BAR
D	20 W/m 2200lm/m 196 LED/m BAR
F	20 W/m 1700lm/m 196 LED/m FRESH MEAT BAR
V	14.4 W/m 1350lm/m 238 LED/m STRIP SLIM
X	10 W/m 985lm/m 196 LED/m STRIP SLIM
O	RGB 14.4 W/m 60 LED/m STRIP
R	CTC 16.5 W/m 280 LED/m STRIP

A

TEMP. COLORE
TEMPERATURE

A	2700K
B	3000K
C	4000K
D	3500K (per/for A,B,D)
	RGB
O	CTC FRESH MEAT

O

OTTICA
BEAM

O Diffuse

O O 5 O O

LUNGHEZZA
LENGTH

ESEMPIO EXAMPLE	
00500	500 mm
01000	1000 mm

O

COLORE COVER
COVER COLOR

OPALE/MICROPRISMATICO
OPAL/MICROPRISMATIC

O Opale
Opal

A

COLORE CORPO
BODY COLOR

TUTTI ALL

A	Alluminio anodizzato Anodized aluminium
W	RAL9016 bianco ragg. White wrinkle
B	RAL 9005 nero ragg. RAL 9005 black wrinkle
G	RAL 9006 grigio ragg. RAL 9006 grey wrinkle
C	Corten ragg. Corten wrinkle
L	RAL 9005 nero lucido Black glossy
D	RAL 1013 panna ragg. Cream wrinkle
E	RAL 9010 bianco ragg. White wrinkle
F	RAL 3020 rosso lucido Red glossy
H	RAL 1036 oro verniciato Painted gold
I	RAL 5026 blu metallizz. Metallic Blue
K	RAL 2000 arancio lucido Orange glossy

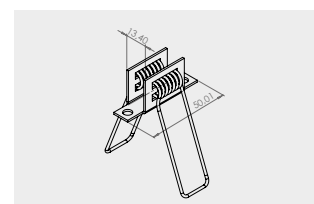
FINITURE SPECIALI
SU RICHIESTA (vedi p. 12)
SPECIAL FINISHING
ON REQUEST (see p. 12)

Finiture GALVANICHE non disponibili / GALVANIC finishing not available

ACCESSORI ACCESSORIES

ESTRO SCM

Clip di fissaggio Fixing clip



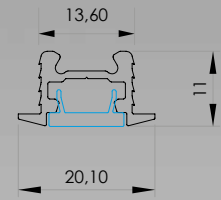
INCASSO/RECESSED

CARTONGESSO GIÀ POSATO - SERIE-S
PRE-INSTALLED PLASTERBOARD - S-SERIES

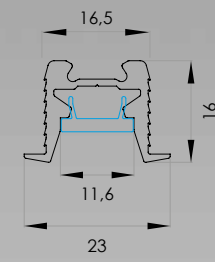
ESTRO SC | SR



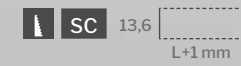
ESTRO SC



ESTRO SR



Foro di nasso
Cut-Hole



COME ORDINARE HOW TO ORDER

CREAZIONE CODICE CODE CREATION

S C

PROFILO PROFILE

SC EstroSC
SR EstroSR

O

DIFFUSORE DIFFUSER

O Opal

F S-Power

D S-Excel

G S-Comfort

I Blind

C

POTENZA POWER

C 10 W/m I 1120lm/m I 196 LED/m I
BAR SLIM
V 14.4 W/m I 1350lm/m I 238 LED/m I
STRIP SLIM
X 10 W/m I 985lm/m I 196 LED/m I
STRIP SLIM
M 9 W/m RGB **STRIP SLIM** I 120 LED/m

Q 3.6 W/mod I 460lm/mod I 7 LED/mod
(140 mm)

Q 3.6 W/mod I 460lm/mod I 7 LED/mod
(140 mm)

Q 3.6 W/mod I 460lm/mod I 7 LED/mod
(140 mm)

O -

A

TEMP. COLORE TEMPERATURE

A 2700K
B 3000K
C 4000K
D 3500K (per/for C)
O RGB

A 2700K
B 3000K
C 4000K
D 3500K

A 2700K
B 3000K
C 4000K
D 3500K

A 2700K
B 3000K
C 4000K
D 3500K

O -

O

OTTICA BEAM

O Diffuse

1 Cover a filo /
Wire cover
2 Cover svasata /
Vased cover

3 Riflettore tondo /
round reflector
4 Riflettore
quadrato /
square reflector

5 Cover quadrata /
square cover
6 Cover
rettangolare /
rectangular
cover
7 Cover tonda /
round cover

O -

O O 5 0 0

LUNGHEZZA LENGTH

ESEMPIO EXAMPLE
00500 500 mm
01000 1000 mm

ESEMPIO EXAMPLE
00001 1 Module
00005 5 Modules

ESEMPIO EXAMPLE
00001 1 Module
00005 5 Modules

ESEMPIO EXAMPLE
00001 1 Module
00005 5 Modules

ESEMPIO EXAMPLE
00500 500 mm
01000 1000 mm

O

COLORE COVER COVER COLOR

OPALE
OPAL
O Opale
Opal

ALTRI OTHER

A Alluminio anodizzato
Anodized aluminium
W RAL9016 bianco ragg.
White wrinkle
B RAL 9005 nero ragg.
RAL 9005 black wrinkle
G RAL 9006 grigio ragg.
RAL 9006 grey wrinkle
C Corten ragg.
Corten wrinkle
L RAL 9005 nero lucido
Black glossy
D RAL 1013 panna ragg.
Cream wrinkle
E RAL 9010 bianco ragg.
White wrinkle
F RAL 3020 rosso lucido
Red glossy
H RAL 1036 oro verniciato
Painted gold
I RAL 5026 blu metallizz.
Metallic Blue
K RAL 2000 arancio lucido
Orange glossy
M Oro
Gold
N Oro opaco
Gold matt
O Cromo
Chrome
P Cromo opaco
Chrome matt
Q Cromo nero
Chrome black
R Bronzo base Ottone
Bronze Brass base
S Bronzo base Rame
Bronze Copper base
T Ottone
Brass
U Rame
Copper

FINITURE SPECIALI
SU RICHIESTA (vedi p. 12)
SPECIAL FINISHING
ON REQUEST (see p. 12)

A

COLORE CORPO BODY COLOR

TUTTI ALL

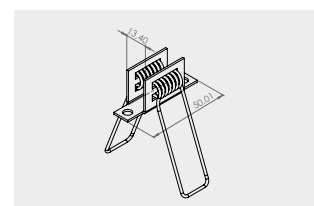
A Alluminio anodizzato
Anodized aluminium
W RAL9016 bianco ragg.
White wrinkle
B RAL 9005 nero ragg.
RAL 9005 black wrinkle
G RAL 9006 grigio ragg.
RAL 9006 grey wrinkle
C Corten ragg.
Corten wrinkle
L RAL 9005 nero lucido
Black glossy
D RAL 1013 panna ragg.
Cream wrinkle
E RAL 9010 bianco ragg.
White wrinkle
F RAL 3020 rosso lucido
Red glossy
H RAL 1036 oro verniciato
Painted gold
I RAL 5026 blu metallizz.
Metallic Blue
K RAL 2000 arancio lucido
Orange glossy
M Oro
Gold
N Oro opaco
Gold matt
O Cromo
Chrome
P Cromo opaco
Chrome matt
Q Cromo nero
Chrome black
R Bronzo base Ottone
Bronze Brass base
S Bronzo base Rame
Bronze Copper base
T Ottone
Brass
U Rame
Copper


FINITURE SPECIALI
SU RICHIESTA (vedi p. 12)
SPECIAL FINISHING
ON REQUEST (see p. 12)

ACCESSORI ACCESSORIES

ESTRO SCM

Clip di fissaggio Fixing clip






INCASSO/RECESSED

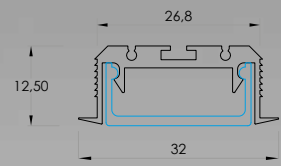
SOTTOPENSILI
UNDER UNITS

ESTRO JW | KN | KZ

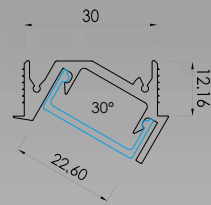


MADE IN ITALY

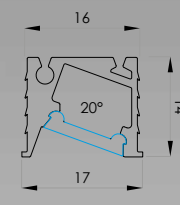
ESTRO JW



ESTRO KN



ESTRO KZ



30°

20°



Foro di nasso

Cut-Hole

JW	26,8	L+2 mm
KN	30	L+2 mm
KZ	15,5	L+3 mm

COME ORDINARE HOW TO ORDER

CREAZIONE CODICE CODE CREATION

J W

PROFILO PROFILE

JW Estro JW

O

DIFFUSORE DIFFUSER

 O Opal
 T Microprismatic

 I Blind

A

POTENZA POWER

A 19 W/m | 2000lm/m | 196 LED/m | **STRIP**
B 10 W/m | 1120lm/m | 196 LED/m | **BAR**
D 20 W/m | 2200lm/m | 196 LED/m | **BAR**
F 20 W/m | 1700lm/m | 196 LED/m |
FRESH MEAT | **BAR**
V 14.4 W/m | 1350lm/m | 238 LED/m |
STRIP SLIM
X 10 W/m | 985lm/m | 196 LED/m |
STRIP SLIM
O RGB | 14.4 W/m | 60 LED/m | **STRIP**
P RGB+W | 19.2 W/m | 60 LED/m | **STRIP**
R CTC | 16.5 W/m | 280 LED/m | **STRIP**
T RGB+CTC | 19.2 W/m | 96 LED/m | **STRIP**
S IP67 17,3 W/m | 1810lm/m | 168 LED/m |
STRIP

O -

A

TEMP. COLORE TEMPERATURE

A 2700K
B 3000K
C 4000K
D 3500K
(per/for A,B,D)
RGB
RGB+W
O CTC
RGB+CTC
FRESH MEAT

O -

O

OTTICA BEAM

O Diffuse

O -

0 0 5 0 0

LUNGHEZZA LENGTH

ESEMPIO EXAMPLE
00500 500 mm
01000 1000 mm

ESEMPIO EXAMPLE
00500 500 mm
01000 1000 mm

ESEMPIO EXAMPLE
00500 500 mm
01000 1000 mm

O

COLORE COVER COVER COLOR

OPALE/MICROPRISMATICO OPAL/MICROPRISMATIC

O Opale/Trasparente
Opal/Transparent

ALTRI OTHER

A Alluminio anodizzato
Anodized aluminium
W RAL9016 bianco ragg.
White wrinkle
B RAL 9005 nero ragg.
RAL 9005 black wrinkle
G RAL 9006 grigio ragg.
RAL 9006 grey wrinkle
C Corten ragg.
Corten wrinkle
L RAL 9005 nero lucido
Black glossy
D RAL 1013 panna ragg.
Cream wrinkle
E RAL 9010 bianco ragg.
White wrinkle
F RAL 3020 rosso lucido
Red glossy
H RAL 1036 oro verniciato
Painted gold
I RAL 5026 blu metallizz.
Metallic Blue
K RAL 2000 arancio lucido
Orange glossy
M Oro
Gold
N Oro opaco
Gold matt
O Cromo
Chrome
P Cromo opaco
Chrome matt
Q Cromo nero
Chrome black
R Bronzo base Ottone
Bronze Brass base
S Bronzo base Rame
Bronze Copper base
T Ottone
Brass
U Rame
Copper

**FINITURE SPECIALI
SU RICHIESTA (vedi p. 12)
SPECIAL FINISHING
ON REQUEST (see p. 12)**

A

COLORE CORPO BODY COLOR

TUTTI ALL

A Alluminio anodizzato
Anodized aluminium
W RAL9016 bianco ragg.
White wrinkle
B RAL 9005 nero ragg.
RAL 9005 black wrinkle
G RAL 9006 grigio ragg.
RAL 9006 grey wrinkle
C Corten ragg.
Corten wrinkle
L RAL 9005 nero lucido
Black glossy
D RAL 1013 panna ragg.
Cream wrinkle
E RAL 9010 bianco ragg.
White wrinkle
F RAL 3020 rosso lucido
Red glossy
H RAL 1036 oro verniciato
Painted gold
I RAL 5026 blu metallizz.
Metallic Blue
K RAL 2000 arancio lucido
Orange glossy
M Oro
Gold
N Oro opaco
Gold matt
O Cromo
Chrome
P Cromo opaco
Chrome matt
Q Cromo nero
Chrome black
R Bronzo base Ottone
Bronze Brass base
S Bronzo base Rame
Bronze Copper base
T Ottone
Brass
U Rame
Copper

**FINITURE SPECIALI
SU RICHIESTA (vedi p. 12)
SPECIAL FINISHING
ON REQUEST (see p. 12)**

KZ Estro KZ

 O Opal

A 19 W/m | 2000lm/m | 196 LED/m | **STRIP**
B 10 W/m | 1120lm/m | 196 LED/m | **BAR**
D 20 W/m | 2200lm/m | 196 LED/m | **BAR**
V 14.4 W/m | 1350lm/m | 238 LED/m |
STRIP SLIM
X 10 W/m | 985lm/m | 196 LED/m |
STRIP SLIM
O RGB | 14.4 W/m | 60 LED/m | **STRIP**
R CTC | 16.5 W/m | 280 LED/m | **STRIP**

A 2700K
B 3000K
C 4000K
D 3500K
(per/for A,B,D)
RGB
O CTC

O Diffuse

COME ORDINARE HOW TO ORDER

CREAZIONE CODICE CODE CREATION

K N

PROFILO PROFILE

KN Estro KN

O

DIFFUSORE DIFFUSER

-  **O** Opal
-  **T** Microprismatic

-  **P** Power

-  **A** Comfort C1
-  **B** Comfort C2
-  **C** Comfort C3
-  **E** Excel

-  **R** Reflecta

-  **S** Spot

-  **I** Blind

A

POTENZA POWER

- A** 19 W/m | 2000lm/m | 196 LED/m | **STRIP**
- B** 10 W/m | 1120lm/m | 196 LED/m | **BAR**
- D** 20 W/m | 2200lm/m | 196 LED/m | **BAR**
- E** 30 W/m | 3480lm/m | 392 LED/m | **BAR**
- F** 20 W/m | 1700lm/m | 196 LED/m | FRESH MEAT | **BAR**
- I** 27 W/m | 5280lm/m | 240 LED/m | **STRIP**
- V** 14.4 W/m | 1350lm/m | 238 LED/m | **STRIP SLIM**
- X** 10 W/m | 985lm/m | 196 LED/m | **STRIP SLIM**
- O** RGB | 14.4 W/m 60 LED/m | **STRIP**
- P** RGB+W | 19.2 W/m 60 LED/m | **STRIP**
- R** CTC | 16.5 W/m | 280 LED/m | **STRIP**
- T** RGB +CTC | 19.2 W/m | 96 LED/m | **STRIP**
- S** IP67 17,3 W/m | 1810lm/m | 168 LED/m | **STRIP**

- L** 9 W/mod | 1080lm/mod | 7 LED/mod (140 mm)

- L** 9 W/mod | 1080lm/mod | 7 LED/mod (140 mm)

- C** 10 W/m | 1120lm/m | 196 LED/m | **BAR SLIM**
- V** 14.4 W/m | 1350lm/m | 238 LED/m | **STRIP LED**
- X** 10 W/m | 985lm/m | 196 LED/m | **STRIP LED**

- O** -

- O** -

A

TEMP. COLORE TEMPERATURE

- A** 2700K
- B** 3000K
- C** 4000K
- D** 3500K (per/for A,B,D,E)
- RGB**
- RGB+W**
- O** CTC
- RGB+CTC**
- FRESH MEAT**

- A** 2700K
- B** 3000K
- C** 4000K
- D** 3500K
- X** 3000-5700K (MIX)
- T** TUNABLE WHITE

- A** 2700K
- B** 3000K
- C** 4000K
- D** 3500K
- X** 3000-5700K (MIX)
- T** TUNABLE WHITE

- A** 2700K
- B** 3000K
- C** 4000K
- D** 3500K (per/for C)

- O** -

- O** -

O

OTTICA BEAM

- O** Diffuse

- B** 25°
- D** 40°
- E** 60°
- F** 80°
- H** 30° x 65°

- A** 20°
- C** 35°

- I** Wall Washer
- L** Wide
- M** Extra Wide

- O** -

- O** -

0 0 5 0 0

LUNGHEZZA LENGTH

- ESEMPIO EXAMPLE**
- 00500** 500 mm
- 01000** 1000 mm

- ESEMPIO EXAMPLE**
- 00001** 1 Module
- 00005** 5 Modules

- ESEMPIO EXAMPLE**
- 00001** 1 Module
- 00005** 5 Modules

- ESEMPIO EXAMPLE**
- 00500** 500 mm
- 01000** 1000 mm

- ESEMPIO EXAMPLE**
- 00001** 1 Module
- 00005** 5 Modules

- ESEMPIO EXAMPLE**
- 00500** 500 mm
- 01000** 1000 mm

O

COLORE COVER COVER COLOR

- OPALE/MICROPRISMATICO OPAL/MICROPRISMATIC**
- O** Opale/Trasparente Opal/Transparent

ALTRI OTHER

- A** Alluminio anodizzato Anodized aluminium
- W** RAL9016 bianco ragg. White wrinkle
- B** RAL 9005 nero ragg. RAL 9005 black wrinkle
- G** RAL 9006 grigio ragg. RAL 9006 grey wrinkle
- C** Corten ragg. Corten wrinkle
- L** RAL 9005 nero lucido Black glossy
- D** RAL 1013 panna ragg. Cream wrinkle
- E** RAL 9010 bianco ragg. White wrinkle
- F** RAL 3020 rosso lucido Red glossy
- H** RAL 1036 oro verniciato Painted gold
- I** RAL 5026 blu metallizz. Metallic Blue
- K** RAL 2000 arancio lucido Orange glossy
- M** Oro Gold
- N** Oro opaco Gold matt
- O** Cromo Chrome
- P** Cromo opaco Chrome matt
- Q** Cromo nero Chrome black
- R** Bronzo base Ottone Bronze Brass base
- S** Bronzo base Rame Bronze Copper base
- T** Ottone Brass
- U** Rame Copper

FINITURE SPECIALI SU RICHIESTA (vedi p. 12) SPECIAL FINISHING ON REQUEST (see p. 12)

A

COLORE CORPO BODY COLOR

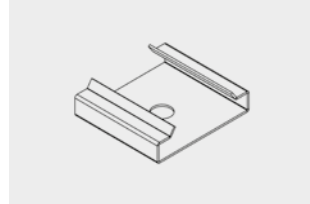
TUTTI ALL

- A** Alluminio anodizzato Anodized aluminium
- W** RAL9016 bianco ragg. White wrinkle
- B** RAL 9005 nero ragg. RAL 9005 black wrinkle
- G** RAL 9006 grigio ragg. RAL 9006 grey wrinkle
- C** Corten ragg. Corten wrinkle
- L** RAL 9005 nero lucido Black glossy
- D** RAL 1013 panna ragg. Cream wrinkle
- E** RAL 9010 bianco ragg. White wrinkle
- F** RAL 3020 rosso lucido Red glossy
- H** RAL 1036 oro verniciato Painted gold
- I** RAL 5026 blu metallizz. Metallic Blue
- K** RAL 2000 arancio lucido Orange glossy
- M** Oro Gold
- N** Oro opaco Gold matt
- O** Cromo Chrome
- P** Cromo opaco Chrome matt
- Q** Cromo nero Chrome black
- R** Bronzo base Ottone Bronze Brass base
- S** Bronzo base Rame Bronze Copper base
- T** Ottone Brass
- U** Rame Copper

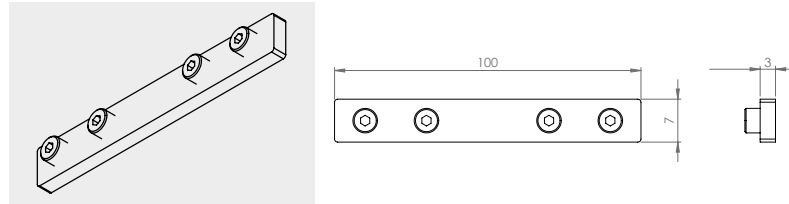
FINITURE SPECIALI SU RICHIESTA (vedi p. 12) SPECIAL FINISHING ON REQUEST (see p. 12)

ACCESSORI ACCESSORIES

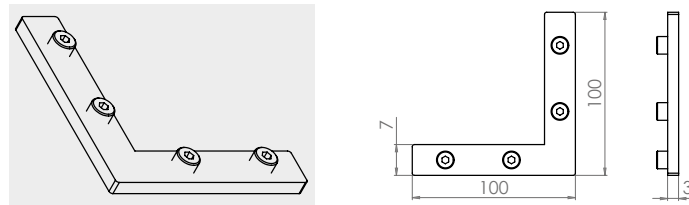
ESTRO JZM (solo per JW Only for JW)
Clip Clip



ESTRO JZKIT02 (solo per JW Only for JW)
Giunto lineare Linear joint





ESTRO JZKIT03 (solo per JW Only for JW)
Giunto a L L joint



INCASSO/RECESSED

CARTONGESSO DA POSARE
PLASTERBOARD TO BE INSTALLED

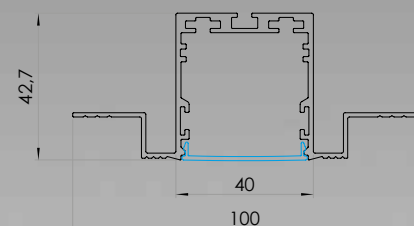
ESTRO JG | JJ | HG



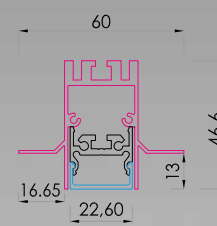
MADE IN ITALY

Possibilità di inserire il binario (230V o 48V)
Possibility to insert the track (230V or 48V)

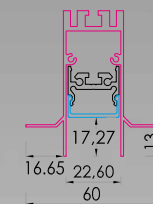
ESTRO HG



ESTRO JG



ESTRO JJ



COME ORDINARE HOW TO ORDER

CREAZIONE CODICE CODE CREATION

J G

PROFILO PROFILE

- JG Estro JG
- JJ Estro JJ
- HG Estro HG

O

DIFFUSORE DIFFUSER

-  O Opal
-  T Microprismatic

-  P Power

-  A Comfort C1
-  B Comfort C2
-  C Comfort C3
-  E Excel

-  R Reflecta

-  S Spot

-  I Blind

A

POTENZA POWER

- A 19 W/m | 2000lm/m | 196 LED/m | **STRIP**
- B 10 W/m | 1120lm/m | 196 LED/m | **BAR**
- D 20 W/m | 2200lm/m | 196 LED/m | **BAR**
- E 30 W/m | 3480lm/m | 392 LED/m | **BAR**
- F 20 W/m | 1700lm/m | 196 LED/m | FRESH MEAT | **BAR**
- I 27 W/m | 5280lm/m | 240 LED/m | **STRIP**
- V 14.4 W/m | 1350lm/m | 238 LED/m | **STRIP SLIM**
- X 10 W/m | 985lm/m | 196 LED/m | **STRIP SLIM**
- O RGB | 14.4 W/m 60 LED/m | **STRIP**
- P RGB+W | 19.2 W/m 60 LED/m | **STRIP**
- R CTC | 16.5 W/m | 280 LED/m | **STRIP**
- T RGB +CTC | 19.2 W/m | 96 LED/m | **STRIP**
- S IP67 17,3 W/m | 1810lm/m | 168 LED/m | **STRIP**

- L 9 W/mod | 1080lm/mod | 7 LED/mod (140 mm)

- L 9 W/mod | 1080lm/mod | 7 LED/mod (140 mm)

- C 10 W/m | 1120lm/m | 196 LED/m | **BAR SLIM STRIP LED**
- V 14.4 W/m | 1350lm/m | 238 LED/m | **STRIP LED**
- X 10 W/m | 985lm/m | 196 LED/m | **STRIP LED**

- O -

- O -

A

TEMP. COLORE TEMPERATURE

- A 2700K
- B 3000K
- C 4000K
- D 3500K (per/for A,B,D,E)
- RGB
- RGB+W
- O CTC
- RGB+CTC
- FRESH MEAT

- A 2700K
- B 3000K
- C 4000K
- D 3500K
- X 3000-5700K (MIX)
- T TUNABLE WHITE

- A 2700K
- B 3000K
- C 4000K
- D 3500K
- X 3000-5700K (MIX)
- T TUNABLE WHITE

- A 2700K
- B 3000K
- C 4000K
- D 3500K (per/for C)

- O -

- O -

O

OTTICA BEAM

- O Diffuse

- B 25°
- D 40°
- E 60°
- F 80°
- H 30° x 65°

- A 20°
- C 35°

- I Wall Washer
- L Wide
- M Extra Wide

- O -

- O -

0 0 5 0 0

LUNGHEZZA LENGTH

- ESEMPIO EXAMPLE**
- 00500 500 mm
 - 01000 1000 mm

- ESEMPIO EXAMPLE**
- 00001 1 Module
 - 00005 5 Modules

- ESEMPIO EXAMPLE**
- 00001 1 Module
 - 00005 5 Modules

- ESEMPIO EXAMPLE**
- 00500 500 mm
 - 01000 1000 mm

- ESEMPIO EXAMPLE**
- 00001 1 Module
 - 00005 5 Modules

- ESEMPIO EXAMPLE**
- 00500 500 mm
 - 01000 1000 mm

O

COLORE COVER COVER COLOR

- OPALE/MICROPRISMATICO OPAL/MICROPRISMATIC**
- O Opale/Trasparente Opal/Transparent

ALTRI OTHER

- A Alluminio anodizzato Anodized aluminium
- W RAL9016 bianco ragg. White wrinkle
- B RAL 9005 nero ragg. RAL 9005 black wrinkle
- G RAL 9006 grigio ragg. RAL 9006 grey wrinkle
- C Corten ragg. Corten wrinkle
- L RAL 9005 nero lucido Black glossy
- D RAL 1013 panna ragg. Cream wrinkle
- E RAL 9010 bianco ragg. White wrinkle
- F RAL 3020 rosso lucido Red glossy
- H RAL 1036 oro verniciato Painted gold
- I RAL 5026 blu metallizz. Metallic Blue
- K RAL 2000 arancio lucido Orange glossy
- M Oro Gold
- N Oro opaco Gold matt
- O Cromo Chrome
- P Cromo opaco Chrome matt
- Q Cromo nero Chrome black
- R Bronzo base Ottone Bronze Brass base
- S Bronzo base Rame Bronze Copper base
- T Ottone Brass
- U Rame Copper

FINITURE SPECIALI SU RICHIESTA (vedi p. 12) SPECIAL FINISHING ON REQUEST (see p. 12)

A

COLORE CORPO BODY COLOR

TUTTI ALL

- A Alluminio anodizzato Anodized aluminium
- W RAL9016 bianco ragg. White wrinkle
- B RAL 9005 nero ragg. RAL 9005 black wrinkle
- G RAL 9006 grigio ragg. RAL 9006 grey wrinkle
- C Corten ragg. Corten wrinkle
- L RAL 9005 nero lucido Black glossy
- D RAL 1013 panna ragg. Cream wrinkle
- E RAL 9010 bianco ragg. White wrinkle
- F RAL 3020 rosso lucido Red glossy
- H RAL 1036 oro verniciato Painted gold
- I RAL 5026 blu metallizz. Metallic Blue
- K RAL 2000 arancio lucido Orange glossy

FINITURE SPECIALI SU RICHIESTA (vedi p. 12) SPECIAL FINISHING ON REQUEST (see p. 12)

COME ORDINARE HOW TO ORDER

CREAZIONE CODICE CODE CREATION

J G

PROFILO
PROFILE

JG Estro JG
JJ Estro JJ

P

DIFFUSORE
DIFFUSER

P Power

A Comfort C1
B Comfort C2
C Comfort C3
E Excel

1

POTENZA
POWER

1 1,3 W | 350mA | 155lm | 1 LED
2 2,6 W | 350mA | 310lm | 2 LED
3 3,9 W | 350mA | 564lm | 3 LED

1 1,3 W | 350mA | 155lm | 1 LED
2 2,6 W | 350mA | 310lm | 2 LED
3 3,9 W | 350mA | 564lm | 3 LED

A

TEMP. COLORE
TEMPERATURE

A 2700K
B 3000K
C 4000K
D 3500K

A 2700K
B 3000K
C 4000K
D 3500K

B

OTTICA
BEAM

B 25°
D 40°
E 60°
F 80°
H 30° x 65°

A 20°
C 35°

00000

LUNGHEZZA
LENGTH

W

COLORE COVER/CORPO
BODY/COVER COLOR

TUTTI ALL

W RAL9016 bianco ragg.
White wrinkle
B RAL 9005 nero ragg.
RAL 9005 black wrinkle
G RAL 9006 grigio ragg.
RAL 9006 grey wrinkle
C Corten ragg.
Corten wrinkle
M Oro
Gold
O Cromo
Chrome

SURICHIESTA
ALTRE FINITURE (vedi p.11)
E FINITURE SPECIALI
(vedi p.12)
OTHER FINISHING (see p.11)
AND SPECIAL FINISHING
(see p.12)
ON REQUEST

W

COLORE COVER/CORPO
BODY/COVER COLOR

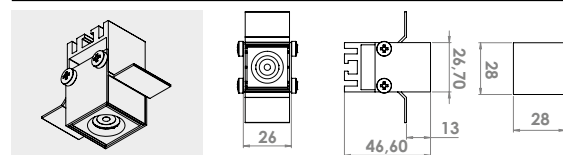
TUTTI ALL

W RAL9016 bianco ragg.
White wrinkle
B RAL 9005 nero ragg.
RAL 9005 black wrinkle
G RAL 9006 grigio ragg.
RAL 9006 grey wrinkle
C Corten ragg.
Corten wrinkle
M Oro
Gold
O Cromo
Chrome

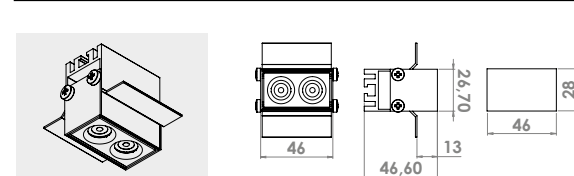
SURICHIESTA
ALTRE FINITURE (vedi p.11)
E FINITURE SPECIALI
(vedi p.12)
OTHER FINISHING (see p.11)
AND SPECIAL FINISHING
(see p.12)
ON REQUEST

driver standard 24V ULTRASLIM 15W 350mA
driver standard 24V ULTRASLIM 15W 350mA
Cod. 122440

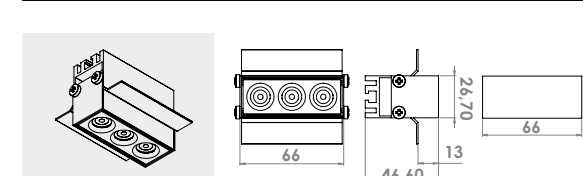
JG POWER-COMFROT-EXCEL - 1 LED



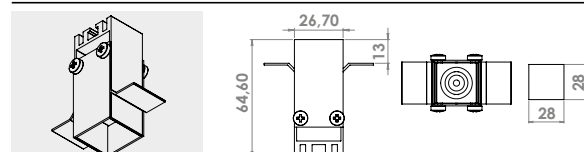
JG POWER-COMFROT-EXCEL - 2 LED



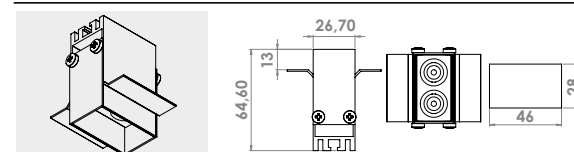
JG POWER-COMFROT-EXCEL - 3 LED



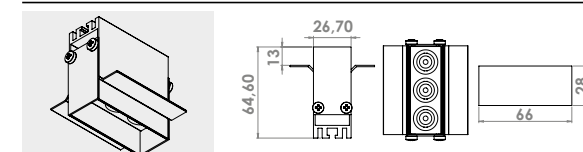
JJ POWER-COMFROT-EXCEL - 1 LED



JJ POWER-COMFROT-EXCEL - 2 LED

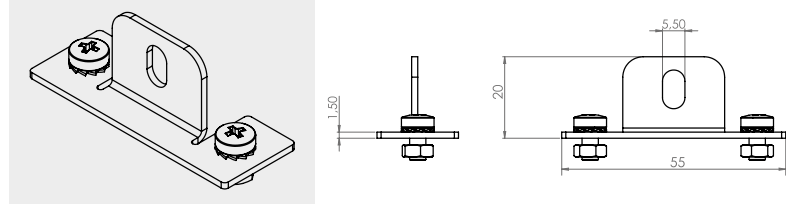


JJ POWER-COMFROT-EXCEL - 3 LED

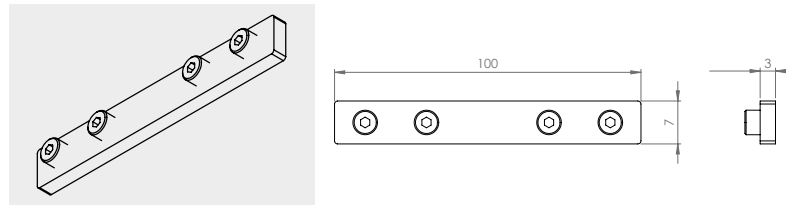


ACCESSORI ACCESSORIES

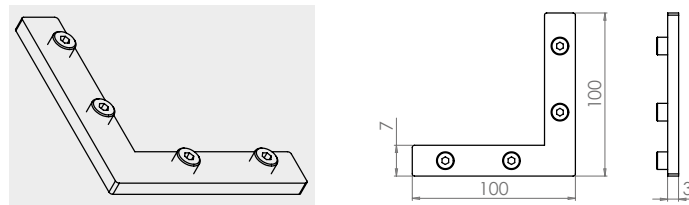
ESTRO JGKIT01 (solo per JG-JH Only for JG-JH)
Kit pendinatura incasso Recessed suspension system kit



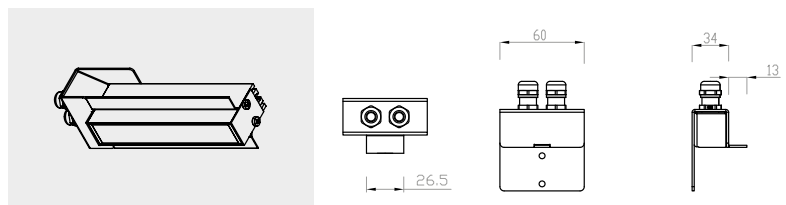
ESTRO JAKIT02
Giunto lineare Linear joint



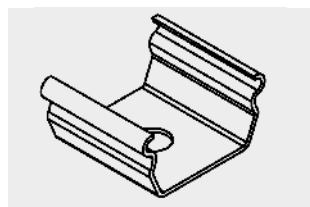
ESTRO JAKIT03 (solo per JG-JH Only for JG-JH)
Giunto a L L joint



ESTRO JGBOX (solo per JG Only for JG)
Box calcestruzzo Concrete box




ESTRO JGM
Molla Spring



INCASSO/RECESSED

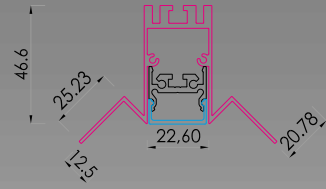
CARTONGESSO DA POSARE - ANGOLARI
PLASTERBOARD TO BE INSTALLED - CORNER

ESTRO JH | JN | JO

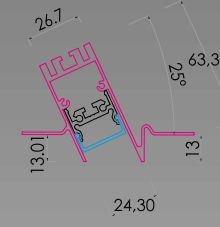


MADE IN ITALY

ESTRO JO

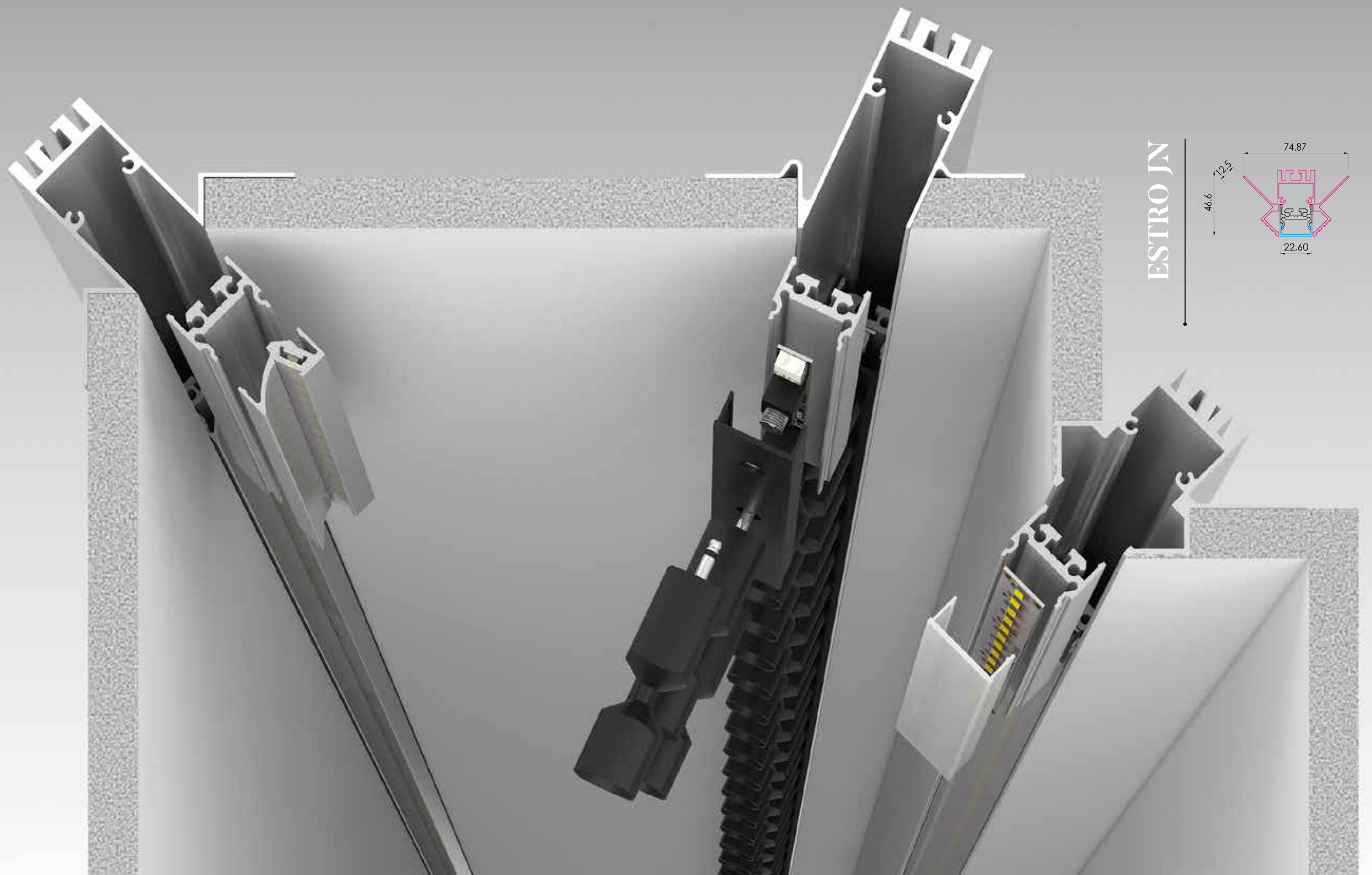
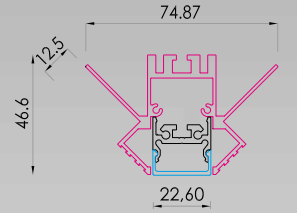


ESTRO JH



25°

ESTRO JN



COME ORDINARE HOW TO ORDER

CREAZIONE CODICE CODE CREATION

J H

PROFILO PROFILE

- JH Estro JH
- JN Estro JN
- JO Estro JO

O

DIFFUSORE DIFFUSER

-  O Opal
-  T Microprismatic

-  P Power

-  A Comfort C1
-  B Comfort C2
-  C Comfort C3
-  E Excel

-  R Reflecta

-  S Spot

-  I Blind

A

POTENZA POWER

- A 19 W/m | 2000lm/m | 196 LED/m | **STRIP**
- B 10 W/m | 1120lm/m | 196 LED/m | **BAR**
- D 20 W/m | 2200lm/m | 196 LED/m | **BAR**
- E 30 W/m | 3480lm/m | 392 LED/m | **BAR**
- F 20 W/m | 1700lm/m | 196 LED/m | FRESH MEAT | **BAR**
- I 27 W/m | 5280lm/m | 240 LED/m | **STRIP**
- V 14.4 W/m | 1350lm/m | 238 LED/m | **STRIP SLIM**
- X 10 W/m | 985lm/m | 196 LED/m | **STRIP SLIM**
- O RGB | 14.4 W/m 60 LED/m | **STRIP**
- P RGB+W | 19.2 W/m 60 LED/m | **STRIP**
- R CTC | 16.5 W/m | 280 LED/m | **STRIP**
- T RGB +CTC | 19.2 W/m | 96 LED/m | **STRIP**
- S IP67 17,3 W/m | 1810lm/m | 168 LED/m | **STRIP**

- L 9 W/mod | 1080lm/mod | 7 LED/mod (140 mm)

- L 9 W/mod | 1080lm/mod | 7 LED/mod (140 mm)

- C 10 W/m | 1120lm/m | 196 LED/m | **BAR SLIM STRIP LED**
- V 14.4 W/m | 1350lm/m | 238 LED/m | **STRIP LED**
- X 10 W/m | 985lm/m | 196 LED/m | **STRIP LED**

- O -

- O -

A

TEMP. COLORE TEMPERATURE

- A 2700K
- B 3000K
- C 4000K
- D 3500K (per/for A,B,D,E)
- RGB
- RGB+W
- O CTC
- RGB+CTC
- FRESH MEAT

- A 2700K
- B 3000K
- C 4000K
- D 3500K
- X 3000-5700K (MIX)
- T TUNABLE WHITE

- A 2700K
- B 3000K
- C 4000K
- D 3500K
- X 3000-5700K (MIX)
- T TUNABLE WHITE

- A 2700K
- B 3000K
- C 4000K
- D 3500K (per/for C)

- O -

- O -

O

OTTICA BEAM

- O Diffuse

- B 25°
- D 40°
- E 60°
- F 80°
- H 30° x 65°

- A 20°
- C 35°

- I Wall Washer
- L Wide
- M Extra Wide

- O -

- O -

0 0 5 0 0

LUNGHEZZA LENGTH

- ESEMPIO EXAMPLE**
- 00500 500 mm
- 01000 1000 mm

- ESEMPIO EXAMPLE**
- 00001 1 Module
- 00005 5 Modules

- ESEMPIO EXAMPLE**
- 00001 1 Module
- 00005 5 Modules

- ESEMPIO EXAMPLE**
- 00500 500 mm
- 01000 1000 mm

- ESEMPIO EXAMPLE**
- 00001 1 Module
- 00005 5 Modules

- ESEMPIO EXAMPLE**
- 00500 500 mm
- 01000 1000 mm

O

COLORE COVER COVER COLOR

- OPALE/MICROPRISMATICO OPAL/MICROPRISMATIC**
- O Opale/Trasparente Opal/Transparent

ALTRI OTHER

- A Alluminio anodizzato Anodized aluminium
- W RAL9016 bianco ragg. White wrinkle
- B RAL 9005 nero ragg. RAL 9005 black wrinkle
- G RAL 9006 grigio ragg. RAL 9006 grey wrinkle
- C Corten ragg. Corten wrinkle
- L RAL 9005 nero lucido Black glossy
- D RAL 1013 panna ragg. Cream wrinkle
- E RAL 9010 bianco ragg. White wrinkle
- F RAL 3020 rosso lucido Red glossy
- H RAL 1036 oro verniciato Painted gold
- I RAL 5026 blu metallizz. Metallic Blue
- K RAL 2000 arancio lucido Orange glossy
- M Oro Gold
- N Oro opaco Gold matt
- O Cromo Chrome
- P Cromo opaco Chrome matt
- Q Cromo nero Chrome black
- R Bronzo base Ottone Bronze Brass base
- S Bronzo base Rame Bronze Copper base
- T Ottone Brass
- U Rame Copper

FINITURE SPECIALI SU RICHIESTA (vedi p. 12) SPECIAL FINISHING ON REQUEST (see p. 12)

A

COLORE CORPO BODY COLOR

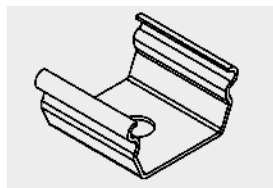
TUTTI ALL

- A Alluminio anodizzato Anodized aluminium
- W RAL9016 bianco ragg. White wrinkle
- B RAL 9005 nero ragg. RAL 9005 black wrinkle
- G RAL 9006 grigio ragg. RAL 9006 grey wrinkle
- C Corten ragg. Corten wrinkle
- L RAL 9005 nero lucido Black glossy
- D RAL 1013 panna ragg. Cream wrinkle
- E RAL 9010 bianco ragg. White wrinkle
- F RAL 3020 rosso lucido Red glossy
- H RAL 1036 oro verniciato Painted gold
- I RAL 5026 blu metallizz. Metallic Blue
- K RAL 2000 arancio lucido Orange glossy

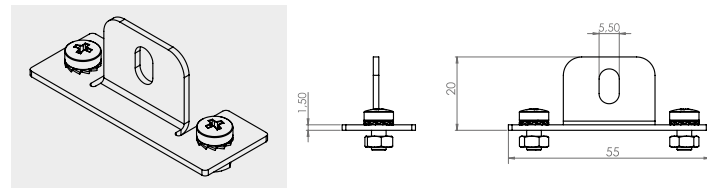
FINITURE SPECIALI SU RICHIESTA (vedi p. 12) SPECIAL FINISHING ON REQUEST (see p. 12)

ACCESSORI ACCESSORIES

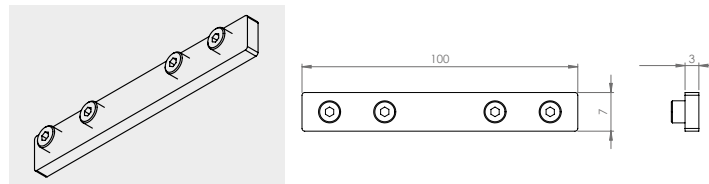
ESTRO JGM
Molla Spring



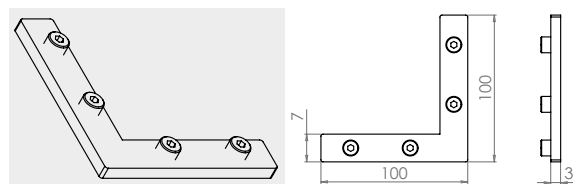
ESTRO JGKIT01 (solo per JG-JH Only for JG-JH)
Kit pendinatura incasso Recessed suspension system kit



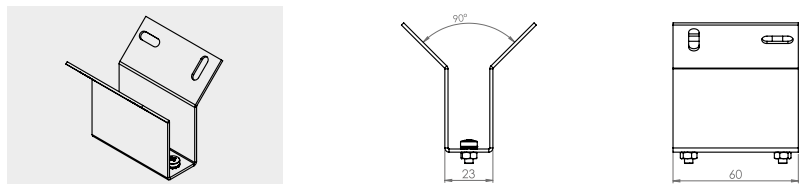
ESTRO JAKIT02
Giunto lineare Linear joint



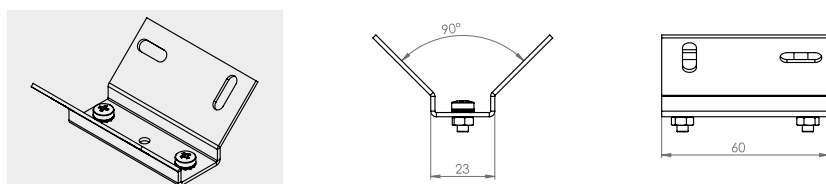
ESTRO JAKIT03 (solo per JO Only for JO)
Giunto a L L joint



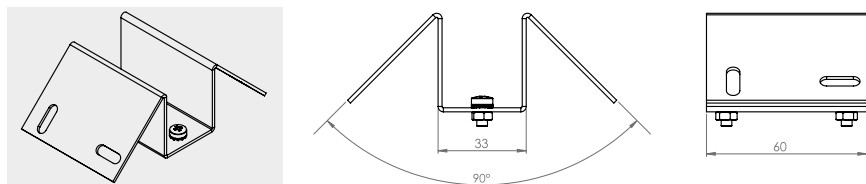
ESTRO JNKIT01 (solo per JN Only for JN)
Kit di fissaggio a muro Wall mounting kit



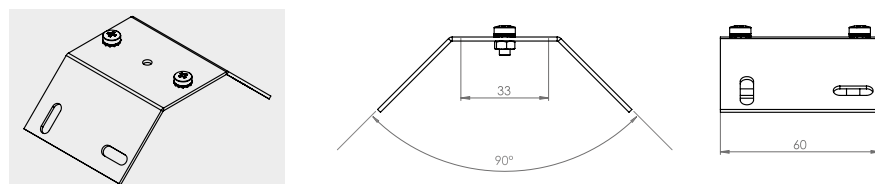
ESTRO JNKIT02 (solo per JN Only for JN)
Giunto a L L joint



ESTRO JOKIT01 (solo per JO Only for JO)
Kit di fissaggio a muro Wall mounting kit




ESTRO JOKIT02 (solo per JO Only for JO)
Giunto a L L joint



INCASSO/RECESSED

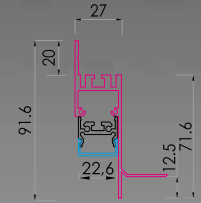
CARTONGESSO DA POSARE
PLASTERBOARD TO BE INSTALLED

ESTRO JP | JQ | KO

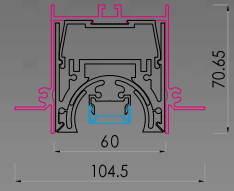



MADE IN ITALY

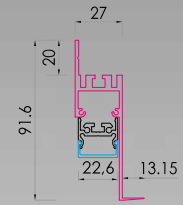
ESTRO JP



ESTRO KO



ESTRO JQ



COME ORDINARE HOW TO ORDER

CREAZIONE CODICE CODE CREATION

J P

PROFILO PROFILE

- JP** Estro JP
- JQ** Estro JO
- KO** Estro KO

O

DIFFUSORE DIFFUSER

-  **O** Opal
-  **T** Microprismatic

-  **P** Power

-  **A** Comfort C1
-  **B** Comfort C2
-  **C** Comfort C3
-  **E** Excel

-  **R** Reflecta

-  **S** Spot

-  **I** Blind

A

POTENZA POWER

- A** 19 W/m | 2000lm/m | 196 LED/m | **STRIP**
- B** 10 W/m | 1120lm/m | 196 LED/m | **BAR**
- D** 20 W/m | 2200lm/m | 196 LED/m | **BAR**
- E** 30 W/m | 3480lm/m | 392 LED/m | **BAR**
- F** 20 W/m | 1700lm/m | 196 LED/m | FRESH MEAT | **BAR**
- I** 27 W/m | 5280lm/m | 240 LED/m | **STRIP**
- V** 14.4 W/m | 1350lm/m | 238 LED/m | **STRIP SLIM**
- X** 10 W/m | 985lm/m | 196 LED/m | **STRIP SLIM**
- O** RGB | 14.4 W/m 60 LED/m | **STRIP**
- P** RGB+W | 19.2 W/m 60 LED/m | **STRIP**
- R** CTC | 16.5 W/m | 280 LED/m | **STRIP**
- T** RGB +CTC | 19.2 W/m | 96 LED/m | **STRIP**
- S** IP67 17,3 W/m | 1810lm/m | 168 LED/m | **STRIP**

- L** 9 W/mod | 1080lm/mod | 7 LED/mod (140 mm)

- L** 9 W/mod | 1080lm/mod | 7 LED/mod (140 mm)

- C** 10 W/m | 1120lm/m | 196 LED/m | **BAR SLIM STRIP LED**
- V** 14.4 W/m | 1350lm/m | 238 LED/m | **STRIP LED**
- X** 10 W/m | 985lm/m | 196 LED/m | **STRIP LED**

- O** -

- O** -

A

TEMP. COLORE TEMPERATURE

- A** 2700K
- B** 3000K
- C** 4000K
- D** 3500K (per/for A,B,D,E)
- RGB**
- RGB+W**
- O** CTC
- RGB+CTC**
- FRESH MEAT**

- A** 2700K
- B** 3000K
- C** 4000K
- D** 3500K
- X** 3000-5700K (MIX)
- T** TUNABLE WHITE

- A** 2700K
- B** 3000K
- C** 4000K
- D** 3500K
- X** 3000-5700K (MIX)
- T** TUNABLE WHITE

- A** 2700K
- B** 3000K
- C** 4000K
- D** 3500K (per/for C)

- O** -

- O** -

O

OTTICA BEAM

- O** Diffuse

- B** 25°
- D** 40°
- E** 60°
- F** 80°
- H** 30° x 65°

- A** 20°
- C** 35°

- I** Wall Washer
- L** Wide
- M** Extra Wide

- O** -

- O** -

O O 5 0 0

LUNGHEZZA LENGTH

- ESEMPIO EXAMPLE**
- 00500** 500 mm
 - 01000** 1000 mm

- ESEMPIO EXAMPLE**
- 00001** 1 Module
 - 00005** 5 Modules

- ESEMPIO EXAMPLE**
- 00001** 1 Module
 - 00005** 5 Modules

- ESEMPIO EXAMPLE**
- 00500** 500 mm
 - 01000** 1000 mm

- ESEMPIO EXAMPLE**
- 00001** 1 Module
 - 00005** 5 Modules

- ESEMPIO EXAMPLE**
- 00500** 500 mm
 - 01000** 1000 mm

O

COLORE COVER COVER COLOR

- OPALE/MICROPRISMATICO OPAL/MICROPRISMATIC**
- O** Opale/Trasparente Opal/Transparent

ALTRI OTHER

- A** Alluminio anodizzato Anodized aluminium
- W** RAL9016 bianco ragg. White wrinkle
- B** RAL 9005 nero ragg. RAL 9005 black wrinkle
- G** RAL 9006 grigio ragg. RAL 9006 grey wrinkle
- C** Corten ragg. Corten wrinkle
- L** RAL 9005 nero lucido Black glossy
- D** RAL 1013 panna ragg. Cream wrinkle
- E** RAL 9010 bianco ragg. White wrinkle
- F** RAL 3020 rosso lucido Red glossy
- H** RAL 1036 oro verniciato Painted gold
- I** RAL 5026 blu metallizz. Metallic Blue
- K** RAL 2000 arancio lucido Orange glossy
- M** Oro Gold
- N** Oro opaco Gold matt
- O** Cromo Chrome
- P** Cromo opaco Chrome matt
- Q** Cromo nero Chrome black
- R** Bronzo base Ottone Bronze Brass base
- S** Bronzo base Rame Bronze Copper base
- T** Ottone Brass
- U** Rame Copper

FINITURE SPECIALI SU RICHIESTA (vedi p. 12) SPECIAL FINISHING ON REQUEST (see p. 12)

A

COLORE CORPO BODY COLOR

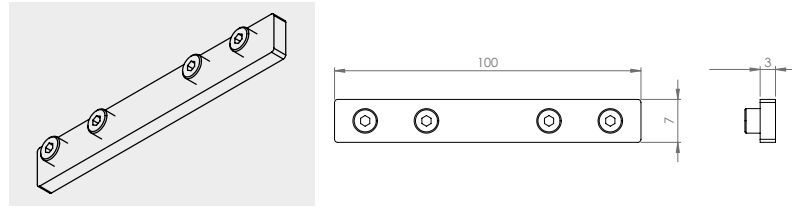
TUTTI ALL

- A** Alluminio anodizzato Anodized aluminium
- W** RAL9016 bianco ragg. White wrinkle
- B** RAL 9005 nero ragg. RAL 9005 black wrinkle
- G** RAL 9006 grigio ragg. RAL 9006 grey wrinkle
- C** Corten ragg. Corten wrinkle
- L** RAL 9005 nero lucido Black glossy
- D** RAL 1013 panna ragg. Cream wrinkle
- E** RAL 9010 bianco ragg. White wrinkle
- F** RAL 3020 rosso lucido Red glossy
- H** RAL 1036 oro verniciato Painted gold
- I** RAL 5026 blu metallizz. Metallic Blue
- K** RAL 2000 arancio lucido Orange glossy

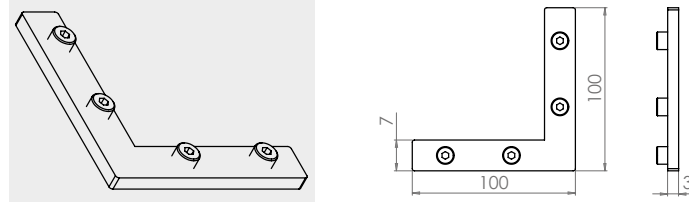
FINITURE SPECIALI SU RICHIESTA (vedi p. 12) SPECIAL FINISHING ON REQUEST (see p. 12)

ACCESSORI ACCESSORIES


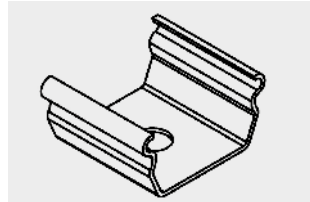
ESTRO JAKIT02 (solo per JP-JQ Only for JP-JQ)
Giunto lineare Linear joint



ESTRO JAKIT03 (solo per JP-JQ Only for JP-JQ)
Giunto a L L joint




ESTRO JGM
Molla Spring



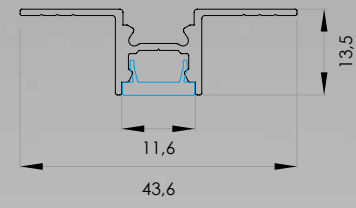
INCASSO/RECESSED

CARTONGESSO DA POSARE - SERIE-S
PLASTERBOARD TO BE INSTALLED - S-SERIES

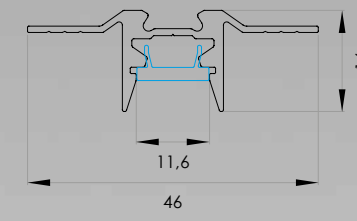
ESTRO SG | SJ




MADE IN ITALY



ESTRO SG



ESTRO SJ



COME ORDINARE HOW TO ORDER

CREAZIONE CODICE CODE CREATION

S G

PROFILO PROFILE

SG EstroSG
SJ Estro SJ

O

DIFFUSORE DIFFUSER

 O Opal

 F S-Power

 D S-Excel

 G S-Comfort

 I Blind

C

POTENZA POWER

C 10 W/m I 1120lm/m I 196 LED/m I
BAR SLIM
V 14.4 W/m I 1350lm/m I 238 LED/m I
STRIP SLIM
X 10 W/m I 985lm/m I 196 LED/m I
STRIP SLIM
M 9 W/m RGB **STRIP SLIM** I 120 LED/m

Q 3.6 W/mod I 460lm/mod I 7 LED/mod
(140 mm)

Q 3.6 W/mod I 460lm/mod I 7 LED/mod
(140 mm)

Q 3.6 W/mod I 460lm/mod I 7 LED/mod
(140 mm)

O -

A

TEMP. COLORE TEMPERATURE

A 2700K
B 3000K
C 4000K
D 3500K
(per/for C)
O RGB

A 2700K
B 3000K
C 4000K
D 3500K

A 2700K
B 3000K
C 4000K
D 3500K

A 2700K
B 3000K
C 4000K
D 3500K

O -

O

OTTICA BEAM

O Diffuse

1 Cover a filo /
Wire cover
2 Cover svasata /
Vased cover

3 Riflettore tondo /
round reflector
4 Riflettore
quadrato /
square reflector

5 Cover quadrata /
square cover
6 Cover
rettangolare /
rectangular
cover
7 Cover tonda /
round cover

O -

O O 5 O O

LUNGHEZZA LENGTH

ESEMPIO EXAMPLE
00500 500 mm
01000 1000 mm

ESEMPIO EXAMPLE
00001 1 Module
00005 5 Modules

ESEMPIO EXAMPLE
00001 1 Module
00005 5 Modules

ESEMPIO EXAMPLE
00001 1 Module
00005 5 Modules

ESEMPIO EXAMPLE
00500 500 mm
01000 1000 mm

O

COLORE COVER COVER COLOR

**OPALE/MICROPRISMATICO
OPAL/MICROPRISMATIC**
O Opale/Trasparente
Opal/Transparent

ALTRI OTHER

A Alluminio anodizzato
Anodized aluminium
W RAL9016 bianco ragg.
White wrinkle
B RAL 9005 nero ragg.
RAL 9005 black wrinkle
G RAL 9006 grigio ragg.
RAL 9006 grey wrinkle
C Corten ragg.
Corten wrinkle
L RAL 9005 nero lucido
Black glossy
D RAL 1013 panna ragg.
Cream wrinkle
E RAL 9010 bianco ragg.
White wrinkle
F RAL 3020 rosso lucido
Red glossy
H RAL 1036 oro verniciato
Painted gold
I RAL 5026 blu metallizz.
Metallic Blue
K RAL 2000 arancio lucido
Orange glossy
M Oro
Gold
N Oro opaco
Gold matt
O Cromo
Chrome
P Cromo opaco
Chrome matt
Q Cromo nero
Chrome black
R Bronzo base Ottone
Bronze Brass base
S Bronzo base Rame
Bronze Copper base
T Ottone
Brass
U Rame
Copper

**FINITURE SPECIALI
SU RICHIESTA (vedi p. 12)
SPECIAL FINISHING
ON REQUEST (see p. 12)**

A

COLORE CORPO BODY COLOR

TUTTI ALL


A Alluminio anodizzato
Anodized aluminium
W RAL9016 bianco ragg.
White wrinkle
B RAL 9005 nero ragg.
RAL 9005 black wrinkle
G RAL 9006 grigio ragg.
RAL 9006 grey wrinkle
C Corten ragg.
Corten wrinkle
L RAL 9005 nero lucido
Black glossy
D RAL 1013 panna ragg.
Cream wrinkle
E RAL 9010 bianco ragg.
White wrinkle
F RAL 3020 rosso lucido
Red glossy
H RAL 1036 oro verniciato
Painted gold
I RAL 5026 blu metallizz.
Metallic Blue
K RAL 2000 arancio lucido
Orange glossy
M Oro
Gold
N Oro opaco
Gold matt
O Cromo
Chrome
P Cromo opaco
Chrome matt
Q Cromo nero
Chrome black
R Bronzo base Ottone
Bronze Brass base
S Bronzo base Rame
Bronze Copper base
T Ottone
Brass
U Rame
Copper

**FINITURE SPECIALI
SU RICHIESTA (vedi p. 12)
SPECIAL FINISHING
ON REQUEST (see p. 12)**

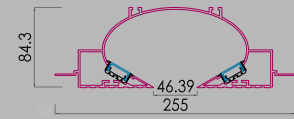
INCASSO/RECESSED

CARTONGESSO DA POSARE - GOLA LUMINOSA
PLASTERBOARD TO BE INSTALLED - LIGHTING CAVE

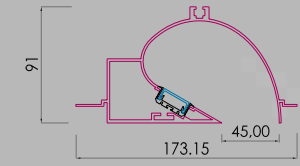
ESTRO KC | KD




MADE IN ITALY



ESTRO KD



ESTRO KC



COME ORDINARE HOW TO ORDER

CREAZIONE CODICE CODE CREATION

K C

PROFILO
PROFILE

KC Estro KC
Mono
KD Estro KD
Biemission

O

DIFFUSORE
DIFFUSER

O Opal
T Microprismatic

A

POTENZA
POWER

A 19 W/m | 2000lm/m | 196 LED/m | **STRIP**
B 10 W/m | 1120lm/m | 196 LED/m | **BAR**
D 20 W/m | 2200lm/m | 196 LED/m | **BAR**
V 14.4 W/m | 1350lm/m | 238 LED/m | **STRIP SLIM**
X 10 W/m | 985lm/m | 196 LED/m | **STRIP SLIM**
O RGB | 14.4 W/m | 60 LED/m | **STRIP**
P RGB+W | 19.2 W/m | 60 LED/m | **STRIP**
R CTC | 16.5 W/m | 280 LED/m | **STRIP**
T RGB+CTC | 19.2 W/m | 96 LED/m | **STRIP**
S IP67 17,3 W/m | 1810lm/m | 168 LED/m | **STRIP**

A

TEMP. COLORE
TEMPERATURE

A 2700K
B 3000K
C 4000K
D 3500K
(per/for A,B,D,E)
RGB
RGB+W
O CTC
RGB+CTC
FRESH MEAT

O

OTTICA
BEAM

O Diffuse

0 0 5 0 0

LUNGHEZZA
LENGTH

ESEMPIO EXAMPLE
00500 500 mm
01000 1000 mm

O

COLORE COVER
COVER COLOR

OPALE/MICROPRISMATICO
OPAL/MICROPRISMATIC

O Opale/Trasparente
Opal/Transparent

ALTRI OTHER

A Alluminio anodizzato
Anodized aluminium
W RAL9016 bianco ragg.
White wrinkle
B RAL 9005 nero ragg.
RAL 9005 black wrinkle
G RAL 9006 grigio ragg.
RAL 9006 grey wrinkle
C Corten ragg.
Corten wrinkle
L RAL 9005 nero lucido
Black glossy
D RAL 1013 panna ragg.
Cream wrinkle
E RAL 9010 bianco ragg.
White wrinkle
F RAL 3020 rosso lucido
Red glossy
H RAL 1036 oro verniciato
Painted gold
I RAL 5026 blu metallizz.
Metallic Blue
K RAL 2000 arancio lucido
Orange glossy
M Oro
Gold
N Oro opaco
Gold matt
O Cromo
Chrome
P Cromo opaco
Chrome matt
Q Cromo nero
Chrome black
R Bronzo base Ottone
Bronze Brass base
S Bronzo base Rame
Bronze Copper base
T Ottone
Brass
U Rame
Copper

FINITURE SPECIALI
SU RICHIESTA (vedi p. 12)
SPECIAL FINISHING
ON REQUEST (see p. 12)

A

COLORE CORPO
BODY COLOR

TUTTI ALL

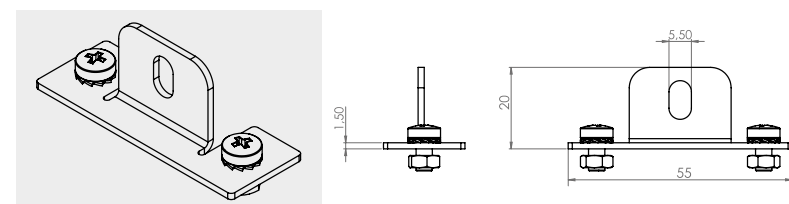
A Alluminio anodizzato
Anodized aluminium
W RAL9016 bianco ragg.
White wrinkle
B RAL 9005 nero ragg.
RAL 9005 black wrinkle
G RAL 9006 grigio ragg.
RAL 9006 grey wrinkle
C Corten ragg.
Corten wrinkle
L RAL 9005 nero lucido
Black glossy
D RAL 1013 panna ragg.
Cream wrinkle
E RAL 9010 bianco ragg.
White wrinkle
F RAL 3020 rosso lucido
Red glossy
H RAL 1036 oro verniciato
Painted gold
I RAL 5026 blu metallizz.
Metallic Blue
K RAL 2000 arancio lucido
Orange glossy


FINITURE SPECIALI
SU RICHIESTA (vedi p. 12)
SPECIAL FINISHING
ON REQUEST (see p. 12)

ACCESSORI ACCESSORIES

ESTRO JGKIT01

Kit pendinatura incasso Recessed suspension system kit






ESTRO SOSPENSIONE ESTRO SUSPENSION

Le soluzioni Estro a sospensione sono perfettamente integrabili con le diverse realizzazioni lineari, angolari, ad incasso che abbiamo finora presentato. Esse mantengono le stesse caratteristiche di semplicità d'installazione e contribuiscono alla costruzione degli spazi e delle architetture attraverso infinite possibili combinazioni.

Estro suspension solutions can be perfectly integrated with the different linear, angular and recessed versions that we have presented. They maintain the same characteristics of easy installation and contribute to the construction of spaces and architecture through endless possible combinations.

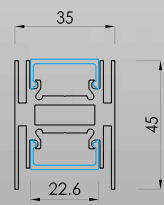
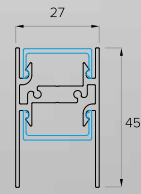
SOSPENSIONE/SUSPENSION

ESTRO JS | HS | KQ | KS | KY





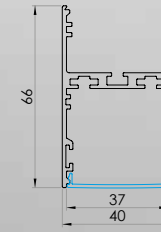

MADE IN ITALY

ESTRO KY





ESTRO JS

ESTRO HS

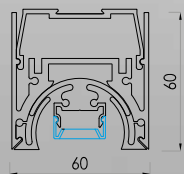


DRIVER INCLUSI
DRIVERS INCLUDED


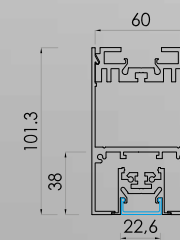


Possibilità di
inserire il binario
(230V o 48V)
Possibility to insert the
track (230V or 48V)

ESTRO KQ



ESTRO KS



COME ORDINARE HOW TO ORDER

CREAZIONE CODICE CODE CREATION

J S

PROFILO PROFILE

- JS Estro JS¹
- HS Estro HS¹
- KQ Estro KQ*
- KS Estro KS¹
- KY Estro KY

O

DIFFUSORE DIFFUSER

-  O Opal
-  T Microprismatic

-  P Power

-  A Comfort C1
-  B Comfort C2
-  C Comfort C3
-  E Excel

-  R Reflecta

-  S Spot

-  I Blind

A

POTENZA POWER

- A 19 W/m | 2000lm/m | 196 LED/m | **STRIP**
- B 10 W/m | 1120lm/m | 196 LED/m | **BAR**
- D 20 W/m | 2200lm/m | 196 LED/m | **BAR**
- E 30 W/m | 3480lm/m | 392 LED/m | **BAR**
- F 20 W/m | 1700lm/m | 196 LED/m | FRESH MEAT | **BAR**
- I 27 W/m | 5280lm/m | 240 LED/m | **STRIP**
- V 14.4 W/m | 1350lm/m | 238 LED/m | **STRIP SLIM**
- X 10 W/m | 985lm/m | 196 LED/m | **STRIP SLIM**
- O RGB | 14.4 W/m 60 LED/m | **STRIP**
- P RGB+W | 19.2 W/m 60 LED/m | **STRIP**
- R CTC | 16.5 W/m | 280 LED/m | **STRIP**
- T RGB +CTC | 19.2 W/m | 96 LED/m | **STRIP**
- S IP67 17,3 W/m | 1810lm/m | 168 LED/m | **STRIP**

- L 9 W/mod | 1080lm/mod | 7 LED/mod (140 mm)

- L 9 W/mod | 1080lm/mod | 7 LED/mod (140 mm)

- C 10 W/m | 1120lm/m | 196 LED/m | **BAR SLIM**
- V 14.4 W/m | 1350lm/m | 238 LED/m | **STRIP LED**
- X 10 W/m | 985lm/m | 196 LED/m | **STRIP LED**

- O -

- O -

A

TEMP. COLORE TEMPERATURE

- A 2700K
- B 3000K
- C 4000K
- D 3500K (per/for A,B,D,E)
- RGB
- RGB+W
- O CTC
- RGB+CTC
- FRESH MEAT

- A 2700K
- B 3000K
- C 4000K
- D 3500K
- X 3000-5700K (MIX)
- T TUNABLE WHITE

- A 2700K
- B 3000K
- C 4000K
- D 3500K
- X 3000-5700K (MIX)
- T TUNABLE WHITE

- A 2700K
- B 3000K
- C 4000K
- D 3500K (per/for C)

- O -

- O -

O

OTTICA BEAM

- O Diffuse

- B 25°
- D 40°
- E 60°
- F 80°
- H 30° x 65°

- A 20°
- C 35°

- I Wall Washer
- L Wide
- M Extra Wide

- O -

- O -

0 0 5 0 0

LUNGHEZZA LENGTH

- ESEMPIO EXAMPLE**
- 00500 500 mm
- 01000 1000 mm

- ESEMPIO EXAMPLE**
- 00001 1 Module
- 00005 5 Modules

- ESEMPIO EXAMPLE**
- 00001 1 Module
- 00005 5 Modules

- ESEMPIO EXAMPLE**
- 00500 500 mm
- 01000 1000 mm

- ESEMPIO EXAMPLE**
- 00001 1 Module
- 00005 5 Modules

- ESEMPIO EXAMPLE**
- 00500 500 mm
- 01000 1000 mm

O

COLORE COVER COVER COLOR

- OPALE/MICROPRISMATICO OPAL/MICROPRISMATIC**
- O Opale/Trasparente Opal/Transparent

ALTRI OTHER

- A Alluminio anodizzato Anodized aluminium
- W RAL9016 bianco ragg. White wrinkle
- B RAL 9005 nero ragg. RAL 9005 black wrinkle
- G RAL 9006 grigio ragg. RAL 9006 grey wrinkle
- C Corten ragg. Corten wrinkle
- L RAL 9005 nero lucido Black glossy
- D RAL 1013 panna ragg. Cream wrinkle
- E RAL 9010 bianco ragg. White wrinkle
- F RAL 3020 rosso lucido Red glossy
- H RAL 1036 oro verniciato Painted gold
- I RAL 5026 blu metallizz. Metallic Blue
- K RAL 2000 arancio lucido Orange glossy
- M Oro Gold
- N Oro opaco Gold matt
- O Cromo Chrome
- P Cromo opaco Chrome matt
- Q Cromo nero Chrome black
- R Cromo opaco Ottone Bronze Brass base
- S Bronzo base Rame Bronze Copper base
- T Ottone Brass
- U Rame Copper

FINITURE SPECIALI SU RICHIESTA (vedi p. 12) SPECIAL FINISHING ON REQUEST (see p. 12)

A

COLORE CORPO BODY COLOR

TUTTI ALL

- A Alluminio anodizzato Anodized aluminium
- W RAL9016 bianco ragg. White wrinkle
- B RAL 9005 nero ragg. RAL 9005 black wrinkle
- G RAL 9006 grigio ragg. RAL 9006 grey wrinkle
- C Corten ragg. Corten wrinkle
- L RAL 9005 nero lucido Black glossy
- D RAL 1013 panna ragg. Cream wrinkle
- E RAL 9010 bianco ragg. White wrinkle
- F RAL 3020 rosso lucido Red glossy
- H RAL 1036 oro verniciato Painted gold
- I RAL 5026 blu metallizz. Metallic Blue
- K RAL 2000 arancio lucido Orange glossy
- M Oro Gold
- N Oro opaco Gold matt
- O Cromo Chrome
- P Cromo opaco Chrome matt
- Q Cromo nero Chrome black
- R Bronzo base Ottone Bronze Brass base
- S Bronzo base Rame Bronze Copper base
- T Ottone Brass
- U Rame Copper

FINITURE SPECIALI SU RICHIESTA (vedi p. 12) SPECIAL FINISHING ON REQUEST (see p. 12)

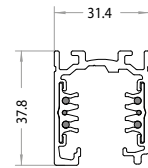
*Finiture GALVANICHE non disponibili / GALVANIC finishing not available

¹ Per monoemissione aggiungere in fondo al codice "MI" per emissione indiretta e "MD" per emissione diretta

¹ For mono emission version add "MI" for indirect light and "MD" for direct light at the end of the code

ACCESSORI ACCESSORIES

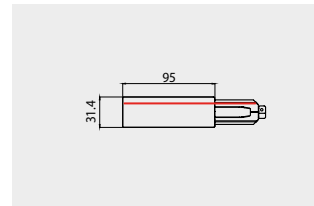
Binario standard/Dali Standard/Dali track 3 fasi+Dali 3 phases + Dali (solo per HS/KS Only for HS/KS)



Codice Code	Lungh. in mt Length mt			Finitura Finish	
	1 m	2 m	3 m	<input type="checkbox"/>	<input checked="" type="checkbox"/>
9605A	01	02	03	1	2

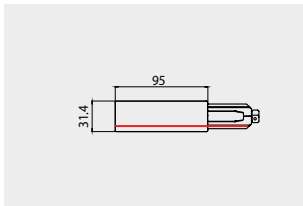
Esempio: 9605A012 = Binario - 1 m - nero
Example: 9605A012 = Binario - 1 m - black

Testata polarità destra/terra sinistra. Right polarity live-end/left earth (solo per HS/KS Only for HS/KS)



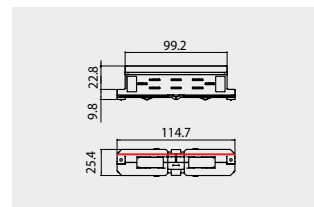
Codice Code	Finitura Finish	
9605A12	<input type="checkbox"/>	<input checked="" type="checkbox"/>
	1	2

Testata polarità sinistra/terra destra. Left polarity live-end/right earth (solo per HS/KS Only for HS/KS)



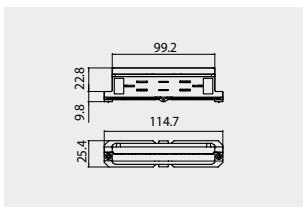
Codice Code	Finitura Finish	
9605A15	<input type="checkbox"/>	<input checked="" type="checkbox"/>
	1	2

Giunto lineare con contatti Electrical straight through joint. (solo per HS/KS Only for HS/KS)



Codice Code	Finitura Finish	
9605A14	<input type="checkbox"/>	<input checked="" type="checkbox"/>
	1	2

Giunto lineare isolante senza contatti. Mechanical straight insulating joint. (solo per HS/KS Only for HS/KS)



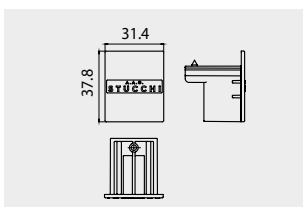
Codice Code	Finitura Finish	
9605A30	<input type="checkbox"/>	<input checked="" type="checkbox"/>
	1	2

Copertura binario 1000 mm Track cover 1000 mm (solo per HS/KS Only for HS/KS)



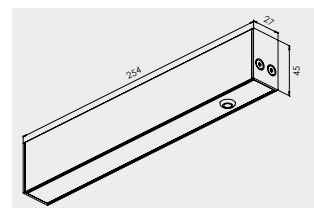
Codice Code	Finitura Finish	
9605A28	<input type="checkbox"/>	<input checked="" type="checkbox"/>
	1	2

Tappo chiusura Dead end (solo per HS/KS Only for HS/KS)

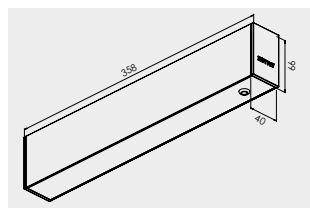


Codice Code	Finitura Finish	
9605A13	<input type="checkbox"/>	<input checked="" type="checkbox"/>
	1	2

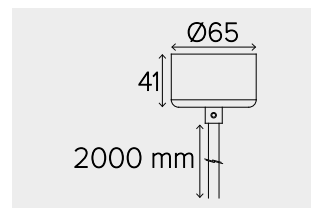
ESTRO KYROSEx Rosone verniciato con driver standard 60w integrato Painted canopy with standard driver 60w included



ESTRO HSROSDx Rosone verniciato con driver dimmerabile 60w integrato * Painted canopy with dimmable driver 60w included *



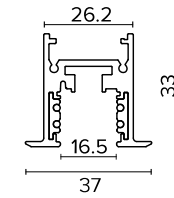
ESTRO HSKITROSx Rosone con cavo a 5 poli L=2m verniciato Painted canopy with 5p cable L=2m



per finiture vedi p. 11 / for finishing see p. 11
* Su richiesta 100W/150W / On request: 100W/150W

ACCESSORI ACCESSORIES

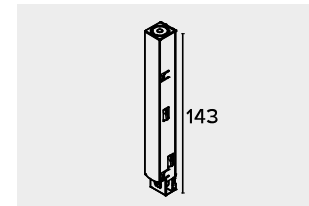
Binario 48V 48V track (solo per HS/KS Only for HS/KS)



Codice Code	Lungh. in mt Length mt			Finitura Finish	
	1 m	2 m	3 m	<input type="checkbox"/>	<input checked="" type="checkbox"/>
9645A	01	02	03	1	2

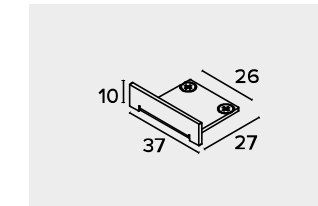
Esempio: 9645A012 = Binario - 1 m - nero
Example: 9645A012 = Binario - 1 m - black

Testata End feet (solo per HS/KS Only for HS/KS)



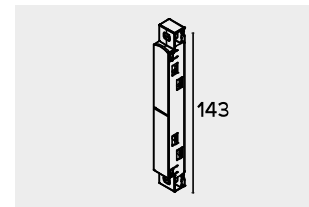
Codice Code	Finitura Finish	
9630A12	<input type="checkbox"/>	<input checked="" type="checkbox"/>
	1	2

Tappo chiusura Dead end (solo per HS/KS Only for HS/KS)



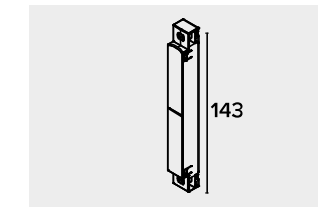
Codice Code	Finitura Finish	
9645A13	<input type="checkbox"/>	<input checked="" type="checkbox"/>
	1	2

Giunto lineare con contatti Electrical straight joint (solo per HS/KS Only for HS/KS)



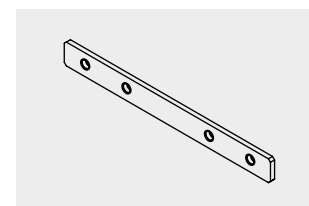
Codice Code	Finitura Finish	
9630A14	<input type="checkbox"/>	<input checked="" type="checkbox"/>
	1	2

Giunto lineare senza contatti Electrical straight without joint (solo per HS/KS Only for HS/KS)

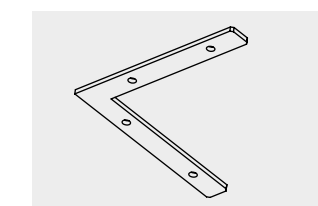


Codice Code	Finitura Finish	
9630A30	<input type="checkbox"/>	<input checked="" type="checkbox"/>
	1	2

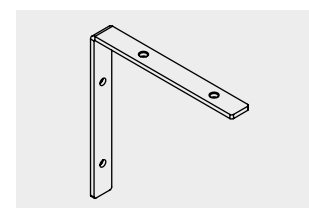
ESTRO HSKIT02 (solo per HS Only for HS) Giunto lineare Linear joint



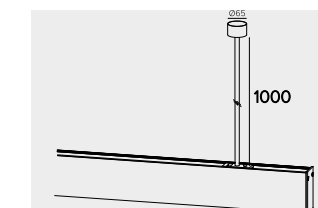
ESTRO HSKIT03 (solo per HS Only for HS) Giunto a L L joint



ESTRO HSKIT04 (solo per HS Only for HS) Giunto a L verticale Vertical angle



ESTRO TIGxxxx TIGE RIGIDA Ø est 12mm TIGE Ø ext 12mm Colorazione RAL RAL finishing



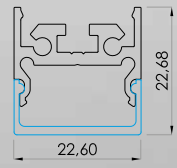
KIT di sospensione: inclusi / Suspension KIT: included

SOSPENSIONE/SUSPENSION

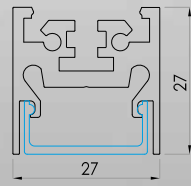
ESTRO AW | BW | HW | MW



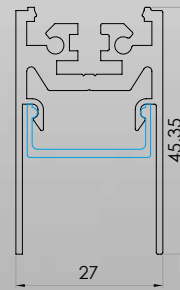
ESTRO AW



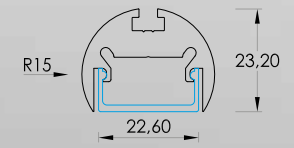
ESTRO BW



ESTRO HW



ESTRO MW



COME ORDINARE HOW TO ORDER

CREAZIONE CODICE CODE CREATION

A W

PROFILO PROFILE

- AW** Estro AW
- BW** Estro BW
- HW** Estro HW
- MW** Estro MW

O

DIFFUSORE DIFFUSER

-  **O** Opal
-  **T** Microprismatic

-  **P** Power

-  **A** Comfort C1
-  **B** Comfort C2
-  **C** Comfort C3
-  **E** Excel

-  **R** Reflecta

-  **S** Spot

-  **I** Blind

A

POTENZA POWER

- A** 19 W/m | 2000lm/m | 196 LED/m | **STRIP**
- B** 10 W/m | 1120lm/m | 196 LED/m | **BAR**
- D** 20 W/m | 2200lm/m | 196 LED/m | **BAR**
- E** 30 W/m | 3480lm/m | 392 LED/m | **BAR**
- F** 20 W/m | 1700lm/m | 196 LED/m | FRESH MEAT | **BAR**
- I** 27 W/m | 5280lm/m | 240 LED/m | **STRIP**
- V** 14.4 W/m | 1350lm/m | 238 LED/m | **STRIP SLIM**
- X** 10 W/m | 985lm/m | 196 LED/m | **STRIP SLIM**
- O** RGB | 14.4 W/m 60 LED/m | **STRIP**
- P** RGB+W | 19.2 W/m 60 LED/m | **STRIP**
- R** CTC | 16.5 W/m | 280 LED/m | **STRIP**
- T** RGB +CTC | 19.2 W/m | 96 LED/m | **STRIP**
- S** IP67 17,3 W/m | 1810lm/m | 168 LED/m | **STRIP**

- L** 9 W/mod | 1080lm/mod | 7 LED/mod (140 mm)

- L** 9 W/mod | 1080lm/mod | 7 LED/mod (140 mm)

- C** 10 W/m | 1120lm/m | 196 LED/m | **BAR SLIM**
- V** 14.4 W/m | 1350lm/m | 238 LED/m | **STRIP LED**
- X** 10 W/m | 985lm/m | 196 LED/m | **STRIP LED**

- O** -

- O** -

A

TEMP. COLORE TEMPERATURE

- A** 2700K
- B** 3000K
- C** 4000K
- D** 3500K (per/for A,B,D,E)
- R** RGB
- W** RGB+W
- O** CTC
- R** RGB+CTC
- F** FRESH MEAT

- A** 2700K
- B** 3000K
- C** 4000K
- D** 3500K
- X** 3000-5700K (MIX)
- T** TUNABLE WHITE

- A** 2700K
- B** 3000K
- C** 4000K
- D** 3500K
- X** 3000-5700K (MIX)
- T** TUNABLE WHITE

- A** 2700K
- B** 3000K
- C** 4000K
- D** 3500K (per/for C)

- O** -

- O** -

O

OTTICA BEAM

- O** Diffuse

- B** 25°
- D** 40°
- E** 60°
- F** 80°
- H** 30° x 65°

- A** 20°
- C** 35°

- I** Wall Washer
- L** Wide
- M** Extra Wide

- O** -

- O** -

0 0 5 0 0

LUNGHEZZA LENGTH

- ESEMPIO EXAMPLE**
- 00500** 500 mm
- 01000** 1000 mm

- ESEMPIO EXAMPLE**
- 00001** 1 Module
- 00005** 5 Modules

- ESEMPIO EXAMPLE**
- 00001** 1 Module
- 00005** 5 Modules

- ESEMPIO EXAMPLE**
- 00500** 500 mm
- 01000** 1000 mm

- ESEMPIO EXAMPLE**
- 00001** 1 Module
- 00005** 5 Modules

- ESEMPIO EXAMPLE**
- 00500** 500 mm
- 01000** 1000 mm

O

COLORE COVER COVER COLOR

- OPALE/MICROPRISMATICO OPAL/MICROPRISMATIC**
- O** Opale/Trasparente Opal/Transparent

ALTRI OTHER

- A** Alluminio anodizzato Anodized aluminium
- W** RAL9016 bianco ragg. White wrinkle
- B** RAL 9005 nero ragg. RAL 9005 black wrinkle
- G** RAL 9006 grigio ragg. RAL 9006 grey wrinkle
- C** Corten ragg. Corten wrinkle
- L** RAL 9005 nero lucido Black glossy
- D** RAL 1013 panna ragg. Cream wrinkle
- E** RAL 9010 bianco ragg. White wrinkle
- F** RAL 3020 rosso lucido Red glossy
- H** RAL 1036 oro verniciato Painted gold
- I** RAL 5026 blu metallizz. Metallic Blue
- K** RAL 2000 arancio lucido Orange glossy
- M** Oro Gold
- N** Oro opaco Gold matt
- O** Cromo Chrome
- P** Cromo opaco Chrome matt
- Q** Cromo nero Chrome black
- R** Bronzo base Ottone Bronze Brass base
- S** Bronzo base Rame Bronze Copper base
- T** Ottone Brass
- U** Rame Copper

FINITURE SPECIALI SU RICHIESTA (vedi p. 12) SPECIAL FINISHING ON REQUEST (see p. 12)

A

COLORE CORPO BODY COLOR

TUTTI ALL

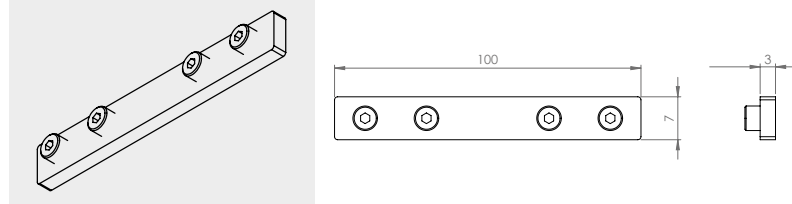
- A** Alluminio anodizzato Anodized aluminium
- W** RAL9016 bianco ragg. White wrinkle
- B** RAL 9005 nero ragg. RAL 9005 black wrinkle
- G** RAL 9006 grigio ragg. RAL 9006 grey wrinkle
- C** Corten ragg. Corten wrinkle
- L** RAL 9005 nero lucido Black glossy
- D** RAL 1013 panna ragg. Cream wrinkle
- E** RAL 9010 bianco ragg. White wrinkle
- F** RAL 3020 rosso lucido Red glossy
- H** RAL 1036 oro verniciato Painted gold
- I** RAL 5026 blu metallizz. Metallic Blue
- K** RAL 2000 arancio lucido Orange glossy
- M** Oro Gold
- N** Oro opaco Gold matt
- O** Cromo Chrome
- P** Cromo opaco Chrome matt
- Q** Cromo nero Chrome black
- R** Bronzo base Ottone Bronze Brass base
- S** Bronzo base Rame Bronze Copper base
- T** Ottone Brass
- U** Rame Copper

FINITURE SPECIALI SU RICHIESTA (vedi p. 12) SPECIAL FINISHING ON REQUEST (see p. 12)

ACCESSORI ACCESSORIES

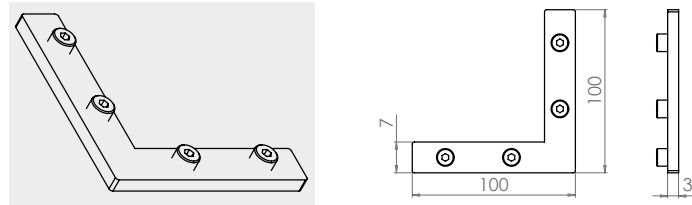
ESTRO JAKIT02

Giunto lineare *Linear joint*



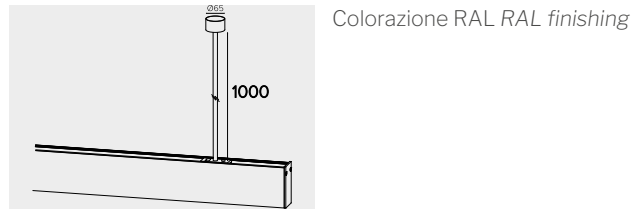
ESTRO JAKIT03

Giunto a L *L joint*



ESTRO TIGxxxx

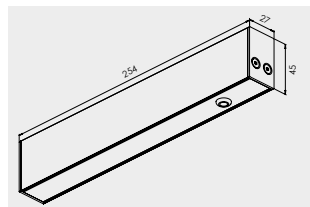
TIGE RIGIDA Ø est 12mm TIGE Ø ext 12mm



KIT di sospensione : inclusi / *Suspension KIT: included*

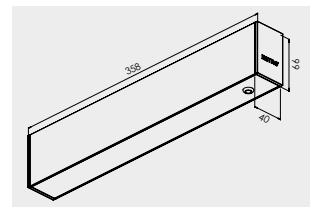
ESTRO KYROSEx

Rosone verniciato con driver standard 60w integrato
Painted canopy with standard driver 60w included



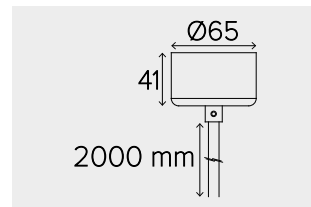
ESTRO HSROSDx

Rosone verniciato con driver dimmerabile 60w integrato *
*Painted canopy with dimmable driver 60w included **




ESTRO HSKITROSx

Rosone con cavo a 5 poli L=2m verniciato
Painted canopy with 5p cable L=2m



per finiture vedi p. 11 / *for finishing see p. 11*
* Su richiesta 100W/150W / *On request: 100W/150W*




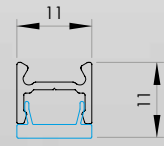
SOSPENSIONE/SUSPENSION

SERIE-S
S-SERIES

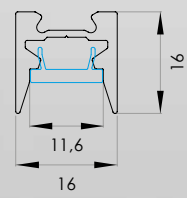
ESTRO WA | WB | SM



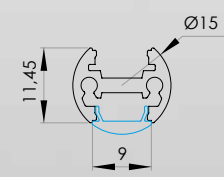
ESTRO WA



ESTRO WB



ESTRO SM



COME ORDINARE HOW TO ORDER

CREAZIONE CODICE CODE CREATION


W A

PROFILO PROFILE

- WA** EstroWA
- WB** Estro WB
- SM** Estro SM¹

F

DIFFUSORE DIFFUSER

 **O** Opal

 **F** S-Power
(solo per WA-WB Only for WA-WB)

 **D** S-Excel
(solo per WA-WB Only for WA-WB)

 **G** S-Comfort
(solo per WA-WB Only for WA-WB)

 **I** Blind

C

POTENZA POWER

C 10 W/m I 1120lm/m I 196 LED/m I
BAR SLIM
V 14.4 W/m I 1350lm/m I 238 LED/m I
STRIP SLIM
X 10 W/m I 985lm/m I 196 LED/m I
STRIP SLIM
M 9 W/m RGB **STRIP SLIM** I 120 LED/m

Q 3.6 W/mod I 460lm/mod I 7 LED/mod
(140 mm)

Q 3.6 W/mod I 460lm/mod I 7 LED/mod
(140 mm)

Q 3.6 W/mod I 460lm/mod I 7 LED/mod
(140 mm)

O -

C

TEMP. COLORE TEMPERATURE

A 2700K
B 3000K
C 4000K
D 3500K
(per/for C)
O RGB

A 2700K
B 3000K
C 4000K
D 3500K

A 2700K
B 3000K
C 4000K
D 3500K

A 2700K
B 3000K
C 4000K
D 3500K

O -

O

OTTICA BEAM

O Diffuse

1 Cover a filo /
Wire cover
2 Cover svasata /
Vased cover

3 Riflettore tondo /
round reflector
4 Riflettore
quadrato /
square reflector

5 Cover quadrata /
square cover
6 Cover
rettangolare /
rectangular
cover
7 Cover tonda /
round cover

O -

O O 5 O O

LUNGHEZZA LENGTH

ESEMPIO EXAMPLE
00500 500 mm
01000 1000 mm

ESEMPIO EXAMPLE
00001 1 Module
00005 5 Modules

ESEMPIO EXAMPLE
00001 1 Module
00005 5 Modules

ESEMPIO EXAMPLE
00001 1 Module
00005 5 Modules

ESEMPIO EXAMPLE
00500 500 mm
01000 1000 mm

O

COLORE COVER COVER COLOR

**OPALE/MICROPRISMATICO
OPAL/MICROPRISMATIC**
O Opale/Trasparente
Opal/Transparent

ALTRI OTHER

A Alluminio anodizzato
Anodized aluminium
W RAL9016 bianco ragg.
White wrinkle
B RAL 9005 nero ragg.
RAL 9005 black wrinkle
G RAL 9006 grigio ragg.
RAL 9006 grey wrinkle
C Corten ragg.
Corten wrinkle
L RAL 9005 nero lucido
Black glossy
D RAL 1013 panna ragg.
Cream wrinkle
E RAL 9010 bianco ragg.
White wrinkle
F RAL 3020 rosso lucido
Red glossy
H RAL 1036 oro verniciato
Painted gold
I RAL 5026 blu metallizz.
Metallic Blue
K RAL 2000 arancio lucido
Orange glossy
M Oro
Gold
N Oro opaco
Gold matt
O Cromo
Chrome
P Cromo opaco
Chrome matt
Q Cromo nero
Chrome black
R Bronzo base Ottone
Bronze Brass base
S Bronzo base Rame
Bronze Copper base
T Ottone
Brass
U Rame
Copper

**FINITURE SPECIALI
SU RICHIESTA (vedi p. 12)
SPECIAL FINISHING
ON REQUEST (see p. 12)**

A

COLORE CORPO BODY COLOR

TUTTI ALL

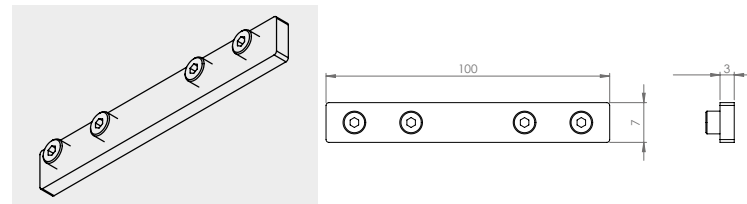
A Alluminio anodizzato
Anodized aluminium
W RAL9016 bianco ragg.
White wrinkle
B RAL 9005 nero ragg.
RAL 9005 black wrinkle
G RAL 9006 grigio ragg.
RAL 9006 grey wrinkle
C Corten ragg.
Corten wrinkle
L RAL 9005 nero lucido
Black glossy
D RAL 1013 panna ragg.
Cream wrinkle
E RAL 9010 bianco ragg.
White wrinkle
F RAL 3020 rosso lucido
Red glossy
H RAL 1036 oro verniciato
Painted gold
I RAL 5026 blu metallizz.
Metallic Blue
K RAL 2000 arancio lucido
Orange glossy
M Oro
Gold
N Oro opaco
Gold matt
O Cromo
Chrome
P Cromo opaco
Chrome matt
Q Cromo nero
Chrome black
R Bronzo base Ottone
Bronze Brass base
S Bronzo base Rame
Bronze Copper base
T Ottone
Brass
U Rame
Copper

**FINITURE SPECIALI
SU RICHIESTA (vedi p. 12)
SPECIAL FINISHING
ON REQUEST (see p. 12)**

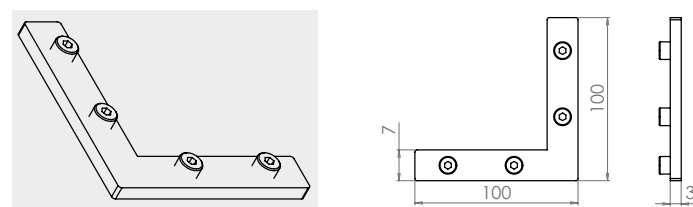
¹ Per biemissione aggiungere in fondo al codice "BI"
¹ For bi emission version add "BI"

ACCESSORI ACCESSORIES

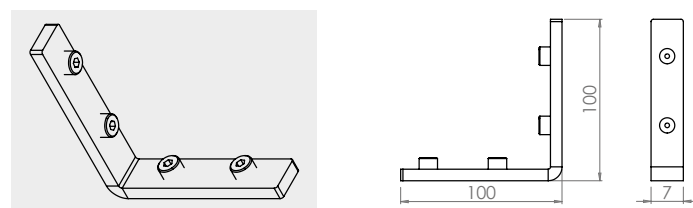
ESTRO SAKIT02 (solo per WA, WB Only for WA, WB)
Giunto lineare Linear joint



ESTRO SAKIT03 (solo per WA, WB Only for WA, WB)
Giunto a L L joint

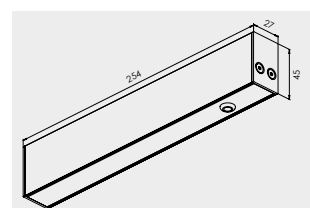


ESTRO SAKIT04 (solo per WA, WB Only for WA, WB)
Angolo verticale Vertical angle

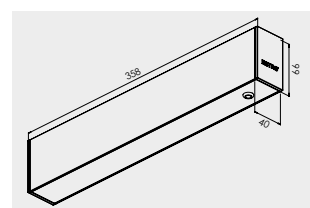


KIT di sospensione : inclusi / Suspension KIT: included

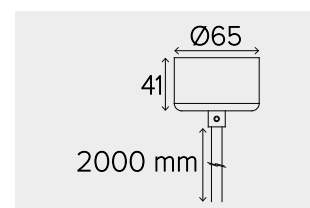
ESTRO KYROSEx
Rosone verniciato con driver standard 60w integrato
Painted canopy with standard driver 60w included



ESTRO HSROSDx
Rosone verniciato con driver dimmerabile 60w integrato *
Painted canopy with dimmable driver 60w included *




ESTRO HSKITROSx
Rosone con cavo a 5 poli L=2m verniciato
Painted canopy with 5p cable L=2m



per finiture vedi p. 11 / for finishing see p. 11
* Su richiesta 100W/150W / On request: 100W/150W







ESTRO PLAFONE ESTRO CEILING

Le diverse soluzioni per installazione a soffitto realizzate in estruso d'alluminio consentono di illuminare gli ambienti con una luce diffusa. La funzionalità di questo prodotto consiste proprio nella valorizzazione degli spazi o dei diversi elementi in differenti situazioni: lo spazio viene scolpito con forza e decisione, gli oggetti acquistano una vita nuova nella magia della luce che li avvolge.

The different ceiling installation solutions made in extruded aluminium can be used to illuminate environments with a diffused light. The functionality of this product consists in the enhancement of spaces or the different elements in different situations: space is sculptured with strength and character, objects are wrapped in the magic of light that gives them a better appearance.



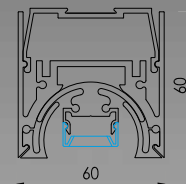
PLAFONE/CEILING

ESTRO HR | KR | KT

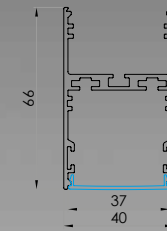


MADE IN ITALY

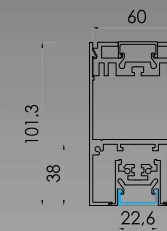
ESTRO KR



ESTRO HR



ESTRO KT



Possibilità di inserire il binario (230V o 48V)
Possibility to insert the track (230V or 48V)



COME ORDINARE HOW TO ORDER

CREAZIONE CODICE CODE CREATION

H R

PROFILO PROFILE

- HR** Estro HR
- KR** Estro KR*
- KT** Estro KT

O

DIFFUSORE DIFFUSER

-  **O** Opal
-  **T** Microprismatic

-  **P** Power

-  **A** Comfort C1
-  **B** Comfort C2
-  **C** Comfort C3
-  **E** Excel

-  **R** Reflecta

-  **S** Spot

-  **I** Blind

A

POTENZA POWER

- A** 19 W/m | 2000lm/m | 196 LED/m | **STRIP**
- B** 10 W/m | 1120lm/m | 196 LED/m | **BAR**
- D** 20 W/m | 2200lm/m | 196 LED/m | **BAR**
- E** 30 W/m | 3480lm/m | 392 LED/m | **BAR**
- F** 20 W/m | 1700lm/m | 196 LED/m | FRESH MEAT | **BAR**
- I** 27 W/m | 5280lm/m | 240 LED/m | **STRIP**
- V** 14.4 W/m | 1350lm/m | 238 LED/m | **STRIP SLIM**
- X** 10 W/m | 985lm/m | 196 LED/m | **STRIP SLIM**
- O** RGB | 14.4 W/m 60 LED/m | **STRIP**
- P** RGB+W | 19.2 W/m 60 LED/m | **STRIP**
- R** CTC | 16.5 W/m | 280 LED/m | **STRIP**
- T** RGB +CTC | 19.2 W/m | 96 LED/m | **STRIP**
- S** IP67 17,3 W/m | 1810lm/m | 168 LED/m | **STRIP**

- L** 9 W/mod | 1080lm/mod | 7 LED/mod (140 mm)

- L** 9 W/mod | 1080lm/mod | 7 LED/mod (140 mm)

- C** 10 W/m | 1120lm/m | 196 LED/m | **BAR SLIM**
- V** 14.4 W/m | 1350lm/m | 238 LED/m | **STRIP LED**
- X** 10 W/m | 985lm/m | 196 LED/m | **STRIP LED**

- O** -

- O** -

A

TEMP. COLORE TEMPERATURE

- A** 2700K
- B** 3000K
- C** 4000K
- D** 3500K (per/for A,B,D,E)
- RGB**
- RGB+W**
- O** CTC
- RGB+CTC**
- FRESH MEAT**

- A** 2700K
- B** 3000K
- C** 4000K
- D** 3500K
- X** 3000-5700K (MIX)
- T** TUNABLE WHITE

- A** 2700K
- B** 3000K
- C** 4000K
- D** 3500K
- X** 3000-5700K (MIX)
- T** TUNABLE WHITE

- A** 2700K
- B** 3000K
- C** 4000K
- D** 3500K (per/for C)

- O** -

- O** -

O

OTTICA BEAM

- O** Diffuse

- B** 25°
- D** 40°
- E** 60°
- F** 80°
- H** 30° x 65°

- A** 20°
- C** 35°

- I** Wall Washer
- L** Wide
- M** Extra Wide

- O** -

- O** -

0 0 5 0 0

LUNGHEZZA LENGTH

- ESEMPIO EXAMPLE**
- 00500** 500 mm
- 01000** 1000 mm

- ESEMPIO EXAMPLE**
- 00001** 1 Module
- 00005** 5 Modules

- ESEMPIO EXAMPLE**
- 00001** 1 Module
- 00005** 5 Modules

- ESEMPIO EXAMPLE**
- 00500** 500 mm
- 01000** 1000 mm

- ESEMPIO EXAMPLE**
- 00001** 1 Module
- 00005** 5 Modules

- ESEMPIO EXAMPLE**
- 00500** 500 mm
- 01000** 1000 mm

O

COLORE COVER COVER COLOR

- OPALE/MICROPRISMATICO OPAL/MICROPRISMATIC**
- O** Opale/Trasparente Opal/Transparent

ALTRI OTHER

- A** Alluminio anodizzato Anodized aluminium
- W** RAL9016 bianco ragg. White wrinkle
- B** RAL 9005 nero ragg. RAL 9005 black wrinkle
- G** RAL 9006 grigio ragg. RAL 9006 grey wrinkle
- C** Corten ragg. Corten wrinkle
- L** RAL 9005 nero lucido Black glossy
- D** RAL 1013 panna ragg. Cream wrinkle
- E** RAL 9010 bianco ragg. White wrinkle
- F** RAL 3020 rosso lucido Red glossy
- H** RAL 1036 oro verniciato Painted gold
- I** RAL 5026 blu metallizz. Metallic Blue
- K** RAL 2000 arancio lucido Orange glossy
- M** Oro Gold
- N** Oro opaco Gold matt
- O** Cromo Chrome
- P** Cromo opaco Chrome matt
- Q** Cromo nero Chrome black
- R** Bronzo base Ottone Bronze Brass base
- S** Bronzo base Rame Bronze Copper base
- T** Ottone Brass
- U** Rame Copper

FINITURE SPECIALI SU RICHIESTA (vedi p. 12) SPECIAL FINISHING ON REQUEST (see p. 12)

A

COLORE CORPO BODY COLOR

TUTTI ALL

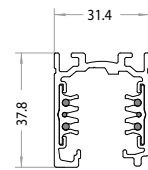
- A** Alluminio anodizzato Anodized aluminium
- W** RAL9016 bianco ragg. White wrinkle
- B** RAL 9005 nero ragg. RAL 9005 black wrinkle
- G** RAL 9006 grigio ragg. RAL 9006 grey wrinkle
- C** Corten ragg. Corten wrinkle
- L** RAL 9005 nero lucido Black glossy
- D** RAL 1013 panna ragg. Cream wrinkle
- E** RAL 9010 bianco ragg. White wrinkle
- F** RAL 3020 rosso lucido Red glossy
- H** RAL 1036 oro verniciato Painted gold
- I** RAL 5026 blu metallizz. Metallic Blue
- K** RAL 2000 arancio lucido Orange glossy
- M** Oro Gold
- N** Oro opaco Gold matt
- O** Cromo Chrome
- P** Cromo opaco Chrome matt
- Q** Cromo nero Chrome black
- R** Bronzo base Ottone Bronze Brass base
- S** Bronzo base Rame Bronze Copper base
- T** Ottone Brass
- U** Rame Copper

FINITURE SPECIALI SU RICHIESTA (vedi p. 12) SPECIAL FINISHING ON REQUEST (see p. 12)

*Finiture GALVANICHE non disponibili / GALVANIC finishing not available

ACCESSORI ACCESSORIES

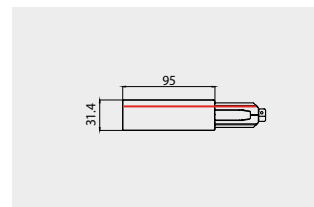
Binario standard/Dali Standard/Dali track 3 fasi+Dali 3 phases + Dali (solo per HS/KS Only for HS/KS)



Codice Code	Lungh. in mt Length mt			Finitura Finish	
	1 m	2 m	3 m	1	2
9605A	01	02	03	<input type="checkbox"/>	<input checked="" type="checkbox"/>

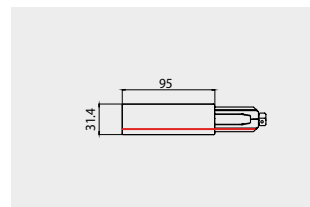
Esempio: 9605A012 = Binario - 1 m - nero
Example: 9605A012 = Binario - 1 m - black

Testata polarità destra/terra sinistra. Right polarity live-end/left earth (solo per HS/KS Only for HS/KS)



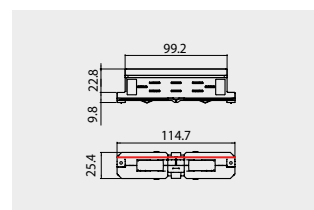
Codice Code	Finitura Finish
9605A12	<input type="checkbox"/> 1 <input checked="" type="checkbox"/> 2

Testata polarità sinistra/terra destra. Left polarity live-end/right earth (solo per HS/KS Only for HS/KS)



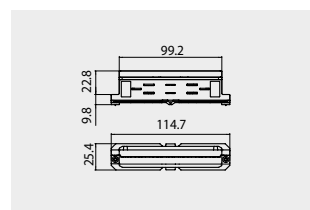
Codice Code	Finitura Finish
9605A15	<input type="checkbox"/> 1 <input checked="" type="checkbox"/> 2

Giunto lineare con contatti Electrical straight through joint. (solo per HS/KS Only for HS/KS)



Codice Code	Finitura Finish
9605A14	<input type="checkbox"/> 1 <input checked="" type="checkbox"/> 2

Giunto lineare isolante senza contatti. Mechanical straight insulating joint. (solo per HS/KS Only for HS/KS)



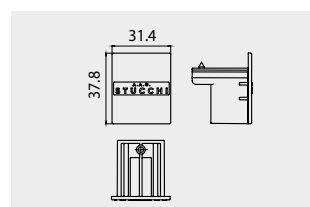
Codice Code	Finitura Finish
9605A30	<input type="checkbox"/> 1 <input checked="" type="checkbox"/> 2

Copertura binario 1000 mm Track cover 1000 mm (solo per HS/KS Only for HS/KS)



Codice Code	Finitura Finish
9605A28	<input type="checkbox"/> 1 <input checked="" type="checkbox"/> 2

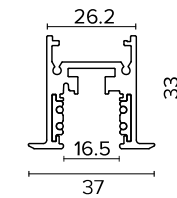
Tappo chiusura Dead end (solo per HS/KS Only for HS/KS)



Codice Code	Finitura Finish
9605A13	<input type="checkbox"/> 1 <input checked="" type="checkbox"/> 2

ACCESSORI ACCESSORIES

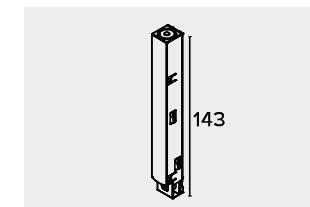
Binario 48V 48V track (solo per HR/KT Only for HR/KT)



Codice Code	Lungh. in mt Length mt			Finitura Finish	
	1 m	2 m	3 m	1	2
9645A	01	02	03	<input type="checkbox"/>	<input checked="" type="checkbox"/>

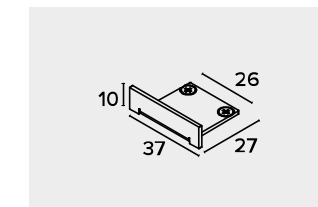
Esempio: 9645A012 = Binario - 1 m - nero
Example: 9645A012 = Binario - 1 m - black

Testata End feet (solo per HR/KT Only for HR/KT)



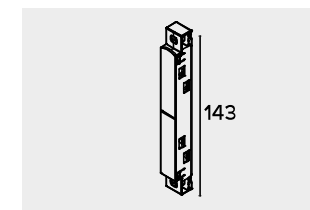
Codice Code	Finitura Finish
9630A12	<input type="checkbox"/> 1 <input checked="" type="checkbox"/> 2

Tappo chiusura Dead end (solo per HR/KT Only for HR/KT)



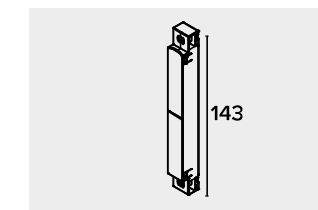
Codice Code	Finitura Finish
9645A13	<input type="checkbox"/> 1 <input checked="" type="checkbox"/> 2

Giunto lineare con contatti Electrical straight joint (solo per HR/KT Only for HR/KT)



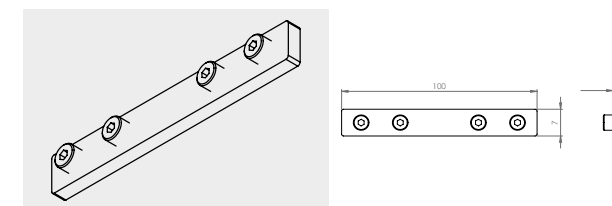
Codice Code	Finitura Finish
9630A14	<input type="checkbox"/> 1 <input checked="" type="checkbox"/> 2

Giunto lineare senza contatti Electrical straight without joint (solo per HR/KT Only for HR/KT)

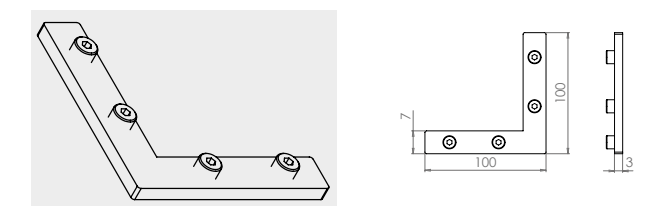


Codice Code	Finitura Finish
9630A30	<input type="checkbox"/> 1 <input checked="" type="checkbox"/> 2

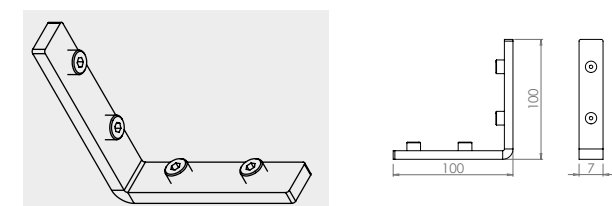
ESTRO HSKIT02 (solo per HR Only for HR) Giunto lineare Linear joint



ESTRO HSKIT03 (solo per HR Only for HR) Giunto a L L joint



ESTRO HSKIT04 (solo per HR Only for HR) Giunto a L verticale Vertical angle







ESTRO SLIM ESTRO SLIM

Per Estro è stata studiata e realizzata la più sottile linea luminosa per una luce lineare anch'essa disponibile, come ogni altra soluzione qui presentata, in diverse temperature colore. Il filo di luce che è in grado di creare suggestioni luminose ininterrotte, capaci di valorizzare con discrezione e magia elementi architettonici, oggetti, angoli; una magia che segnala, sottolinea, evidenzia, valorizza con una uniformità di emissione realizzata grazie agli accorgimenti costruttivi della striscia.

For Estro has designed and developed the thinnest light line for a linear light that is also available, like every other solution presented here, in different colour temperatures. The line of light that it's able to produce, creates continuous light suggestions, that discreetly and magically give to emphasise architectural elements, objects and corners; a magic that marks, underlines, highlights and enhances with a uniformity of emission realized by features of the strip.

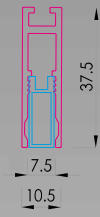
SLIM/SLIM

ESTRO KF | KH | KI | KV



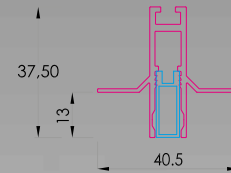
MADE IN ITALY

ESTRO KF



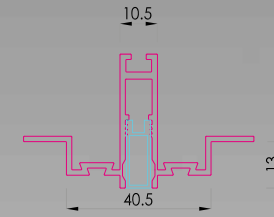
Profilo a superficie con aggancio tramite clips
Surface profile with clips fixing

ESTRO KH



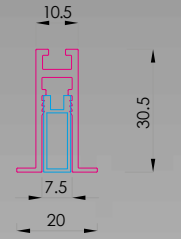
Profilo da incasso per cartongesso da posare
Recessed profile for plasterboard to be installed

ESTRO KI




Profilo da incasso per cartongesso già posato
Recessed profile for pre-installed plasterboard

ESTRO KV



Profilo da incasso per cartongesso già posato
Recessed profile for pre-installed plasterboard



Foro di nasso Cut-Hole

	KI	41	L+2 mm
	KV	11	L+2 mm

COME ORDINARE HOW TO ORDER

CREAZIONE CODICE CODE CREATION

K F

PROFILO
PROFILE

- KF** Estro HF
- KH** Estro KH*
- KI** Estro KI*
- KV** Estro KV

O

DIFFUSORE
DIFFUSER

- O** Opal

C

POTENZA
POWER

- C** 10 W/m | 1120lm/m | 196 LED/m | **BAR SLIM**
- N** 9,6 W/m | 200lm/m | 120 LED/m | NEON FLEXY | **STRIP FLEX**

A

TEMP. COLORE
TEMPERATURE

- A** 2700K
- B** 3000K
- C** 4000K

O

OTTICA
BEAM

- O** Diffuse

0 0 5 0 0

LUNGHEZZA
LENGTH

- ESEMPIO EXAMPLE**
- 00500** 500 mm
 - 01000** 1000 mm

O

COLORE COVER
COVER COLOR

- OPALE/OPAL**
- O** Opale
Opal

A

COLORE CORPO
BODY COLOR

TUTTI ALL

- A** Alluminio anodizzato
Anodized aluminium
- W** RAL9016 bianco ragg.
White wrinkle
- B** RAL 9005 nero ragg.
RAL 9005 black wrinkle
- G** RAL 9006 grigio ragg.
RAL 9006 grey wrinkle
- C** Corten ragg.
Corten wrinkle
- L** RAL 9005 nero lucido
Black glossy
- D** RAL 1013 panna ragg.
Cream wrinkle
- E** RAL 9010 bianco ragg.
White wrinkle
- F** RAL 3020 rosso lucido
Red glossy
- H** RAL 1036 oro verniciato
Painted gold
- I** RAL 5026 blu metallizz.
Metallic Blue
- K** RAL 2000 arancio lucido
Orange glossy
- M** Oro
Gold
- N** Oro opaco
Gold matt
- O** Cromo
Chrome
- P** Cromo opaco
Chrome matt
- Q** Cromo nero
Chrome black
- R** Bronzo base Ottone
Bronze Brass base
- S** Bronzo base Rame
Bronze Copper base
- T** Ottone
Brass
- U** Rame
Copper

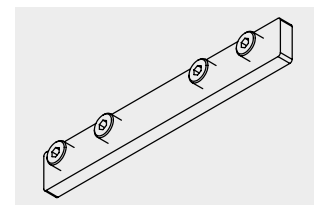
FINITURE SPECIALI
SU RICHIESTA (vedi p. 12)
SPECIAL FINISHING
ON REQUEST (see p. 12)

*Finiture GALVANICHE non disponibili / GALVANIC finishing not available

ACCESSORI ACCESSORIES

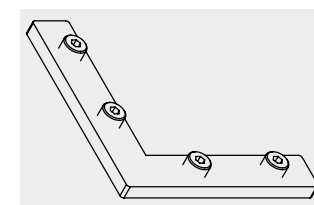
ESTRO KHKIT02

Giunto lineare *Linear joint*



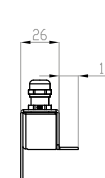
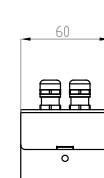
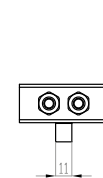
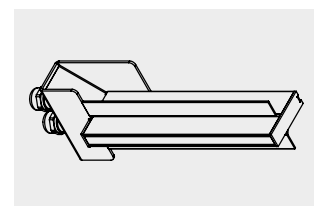
ESTRO KHKIT03

Giunto a L *L joint*



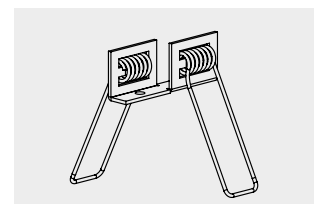
ESTRO KHBOX (solo per KH Only for KH)

Box calcestruzzo *Concrete box*



ESTRO KVM (solo per KV Only for KV)

Molla *Spring*

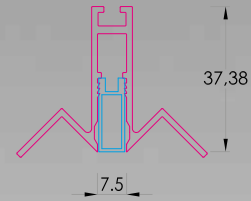


SLIM/SLIM

ESTRO KG | KL | KM | KX

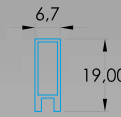


ESTRO KM



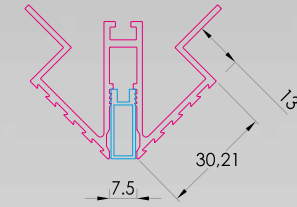
Profilo da incasso per cartongesso da posare
 Recessed profile for plasterboard to be installed

ESTRO KX



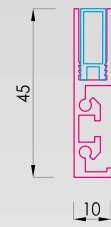
Modulo opale
 Opal module

ESTRO KL



Profilo da incasso per cartongesso da posare
 Recessed profile for to be installed plasterboard

ESTRO KG



Profilo a superficie con aggancio tramite clips
 Surface profile with clips fixing

COME ORDINARE HOW TO ORDER

CREAZIONE CODICE CODE CREATION

K G

PROFILO
PROFILE

- KG** Estro KG
- KL** Estro KL*
- KM** Estro KM*
- KX** Estro KX*

O

DIFFUSORE
DIFFUSER

- O** Opal

X

POTENZA
POWER

- C** 10 W/m | 1120lm/m | 196 LED/m | **BAR SLIM**
- N** 9,6 W/m | 200lm/m | 120 LED/m | **NEON FLEXY | STRIP FLEX**

A

TEMP. COLORE
TEMPERATURE

- A** 2700K
- B** 3000K
- C** 4000K

O

OTTICA
BEAM

- O** Diffuse

0 0 5 0 0

LUNGHEZZA
LENGTH

- ESEMPIO EXAMPLE**
- 00500** 500 mm
 - 01000** 1000 mm

O

COLORE COVER
COVER COLOR

- OPALE/OPAL**
- O** Opale
Opal

A

COLORE CORPO
BODY COLOR

- TUTTI ALL**
- A** Alluminio anodizzato
Anodized aluminium
 - W** RAL9016 bianco ragg.
White wrinkle
 - B** RAL 9005 nero ragg.
RAL 9005 black wrinkle
 - G** RAL 9006 grigio ragg.
RAL 9006 grey wrinkle
 - C** Corten ragg.
Corten wrinkle
 - L** RAL 9005 nero lucido
Black glossy
 - D** RAL 1013 panna ragg.
Cream wrinkle
 - E** RAL 9010 bianco ragg.
White wrinkle
 - F** RAL 3020 rosso lucido
Red glossy
 - H** RAL 1036 oro verniciato
Painted gold
 - I** RAL 5026 blu metallizz.
Metallic Blue
 - K** RAL 2000 arancio lucido
Orange glossy
 - M** Oro
Gold
 - N** Oro opaco
Gold matt
 - O** Cromo
Chrome
 - P** Cromo opaco
Chrome matt
 - Q** Cromo nero
Chrome black
 - R** Bronzo base Ottone
Bronze Brass base
 - S** Bronzo base Rame
Bronze Copper base
 - T** Ottone
Brass
 - U** Rame
Copper

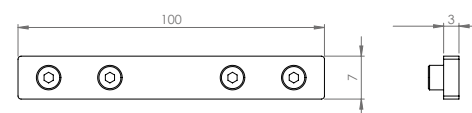
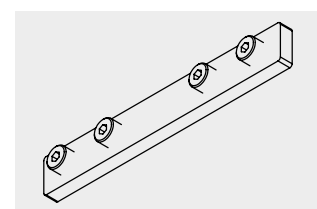
FINITURE SPECIALI
SU RICHIESTA (vedi p. 12)
SPECIAL FINISHING
ON REQUEST (see p. 12)

*Finiture GALVANICHE non disponibili / GALVANIC finishing not available

ACCESSORI ACCESSORIES

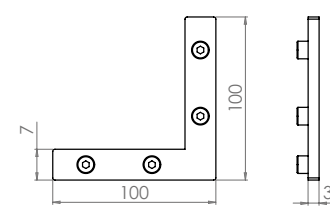
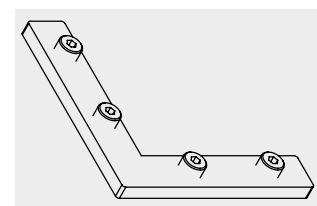
ESTRO KHKIT02

Giunto lineare *Linear joint*



ESTRO KHKIT03

Giunto a L *L joint*





ESTRO MULTI UTILITY **ESTRO MULTI UTILITY**

Le particolari soluzioni in estruso d'alluminio di questa serie consentono di illuminare oggetti preziosi con una luce frontale orientata grazie alla quale immagini e cose acquistano una vita nuova nella magia della luce che le evidenzia, le segnala, le enfatizza e le valorizza.

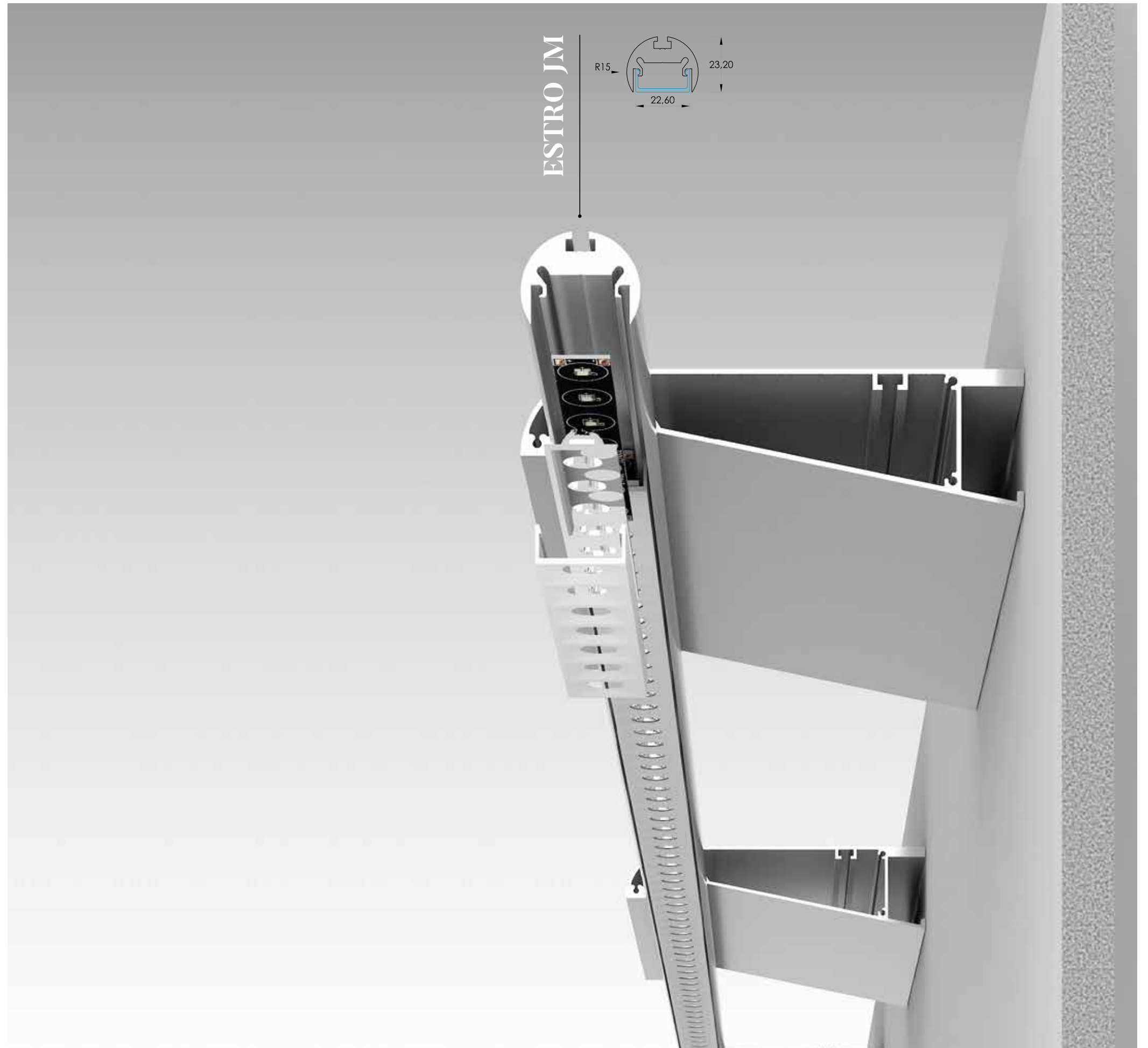
The particular extruded aluminium solutions in this series can be used to illuminate precious objects with a directed front light thanks to which images and objects acquire a new life in the magic of the light that highlights, marks, emphasises and enhances them.

MULTI UTILITY

ESTRO JM




MADE IN ITALY



COME ORDINARE HOW TO ORDER

CREAZIONE CODICE CODE CREATION

J M

PROFILO PROFILE

JM Estro JM

O

DIFFUSORE DIFFUSER

-  O Opal
-  T Microprismatic

-  P Power

-  A Comfort C1
-  B Comfort C2
-  C Comfort C3
-  E Excel

-  R Reflecta

-  S Spot

-  I Blind

A

POTENZA POWER

- A 19 W/m | 2000lm/m | 196 LED/m | **STRIP**
- B 10 W/m | 1120lm/m | 196 LED/m | **BAR**
- D 20 W/m | 2200lm/m | 196 LED/m | **BAR**
- E 30 W/m | 3480lm/m | 392 LED/m | **BAR**
- F 20 W/m | 1700lm/m | 196 LED/m | FRESH MEAT | **BAR**
- I 27 W/m | 5280lm/m | 240 LED/m | **STRIP**
- V 14.4 W/m | 1350lm/m | 238 LED/m | **STRIP SLIM**
- X 10 W/m | 985lm/m | 196 LED/m | **STRIP SLIM**
- O RGB | 14.4 W/m 60 LED/m | **STRIP**
- P RGB+W | 19.2 W/m 60 LED/m | **STRIP**
- R CTC | 16.5 W/m | 280 LED/m | **STRIP**
- T RGB +CTC | 19.2 W/m | 96 LED/m | **STRIP**
- S IP67 17,3 W/m | 1810lm/m | 168 LED/m | **STRIP**

- L 9 W/mod | 1080lm/mod | 7 LED/mod (140 mm)

- L 9 W/mod | 1080lm/mod | 7 LED/mod (140 mm)

- C 10 W/m | 1120lm/m | 196 LED/m | **BAR SLIM**
- V 14.4 W/m | 1350lm/m | 238 LED/m | **STRIP LED**
- X 10 W/m | 985lm/m | 196 LED/m | **STRIP LED**

- O -

- O -

A

TEMP. COLORE TEMPERATURE

- A 2700K
- B 3000K
- C 4000K
- D 3500K (per/for A,B,D,E)
- RGB
- RGB+W
- O CTC
- RGB+CTC
- FRESH MEAT

- A 2700K
- B 3000K
- C 4000K
- D 3500K
- X 3000-5700K (MIX)
- T TUNABLE WHITE

- A 2700K
- B 3000K
- C 4000K
- D 3500K
- X 3000-5700K (MIX)
- T TUNABLE WHITE

- A 2700K
- B 3000K
- C 4000K
- D 3500K (per/for C)

- O -

- O -

O

OTTICA BEAM

- O Diffuse

- B 25°
- D 40°
- E 60°
- F 80°
- H 30° x 65°

- A 20°
- C 35°

- I Wall Washer
- L Wide
- M Extra Wide

- O -

- O -

0 0 5 0 0

LUNGHEZZA LENGTH

- ESEMPIO EXAMPLE**
- 00500 500 mm
 - 01000 1000 mm

- ESEMPIO EXAMPLE**
- 00001 1 Module
 - 00005 5 Modules

- ESEMPIO EXAMPLE**
- 00001 1 Module
 - 00005 5 Modules

- ESEMPIO EXAMPLE**
- 00500 500 mm
 - 01000 1000 mm

- ESEMPIO EXAMPLE**
- 00001 1 Module
 - 00005 5 Modules

- ESEMPIO EXAMPLE**
- 00500 500 mm
 - 01000 1000 mm

O

COLORE COVER COVER COLOR

- OPALE/MICROPRISMATICO OPAL/MICROPRISMATIC**
- O Opale/Trasparente Opal/Transparent

ALTRI OTHER

- A Alluminio anodizzato Anodized aluminium
- W RAL9016 bianco ragg. White wrinkle
- B RAL 9005 nero ragg. RAL 9005 black wrinkle
- G RAL 9006 grigio ragg. RAL 9006 grey wrinkle
- C Corten ragg. Corten wrinkle
- L RAL 9005 nero lucido Black glossy
- D RAL 1013 panna ragg. Cream wrinkle
- E RAL 9010 bianco ragg. White wrinkle
- F RAL 3020 rosso lucido Red glossy
- H RAL 1036 oro verniciato Painted gold
- I RAL 5026 blu metallizz. Metallic Blue
- K RAL 2000 arancio lucido Orange glossy
- M Oro Gold
- N Oro opaco Gold matt
- O Cromo Chrome
- P Cromo opaco Chrome matt
- Q Cromo nero Chrome black
- R Bronzo base Ottone Bronze Brass base
- S Bronzo base Rame Bronze Copper base
- T Ottone Brass
- U Rame Copper

FINITURE SPECIALI SU RICHIESTA (vedi p. 12) SPECIAL FINISHING ON REQUEST (see p. 12)

A

COLORE CORPO BODY COLOR

TUTTI ALL

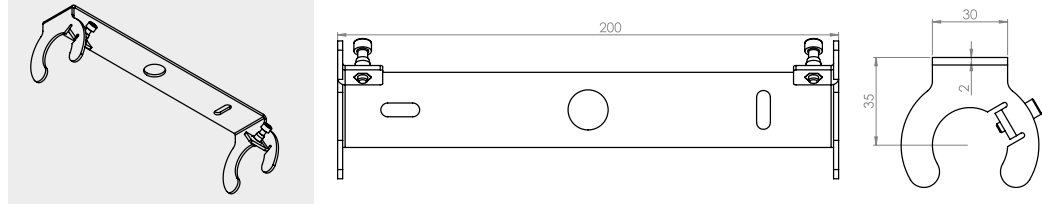
- A Alluminio anodizzato Anodized aluminium
- W RAL9016 bianco ragg. White wrinkle
- B RAL 9005 nero ragg. RAL 9005 black wrinkle
- G RAL 9006 grigio ragg. RAL 9006 grey wrinkle
- C Corten ragg. Corten wrinkle
- L RAL 9005 nero lucido Black glossy
- D RAL 1013 panna ragg. Cream wrinkle
- E RAL 9010 bianco ragg. White wrinkle
- F RAL 3020 rosso lucido Red glossy
- H RAL 1036 oro verniciato Painted gold
- I RAL 5026 blu metallizz. Metallic Blue
- K RAL 2000 arancio lucido Orange glossy
- M Oro Gold
- N Oro opaco Gold matt
- O Cromo Chrome
- P Cromo opaco Chrome matt
- Q Cromo nero Chrome black
- R Bronzo base Ottone Bronze Brass base
- S Bronzo base Rame Bronze Copper base
- T Ottone Brass
- U Rame Copper

FINITURE SPECIALI SU RICHIESTA (vedi p. 12) SPECIAL FINISHING ON REQUEST (see p. 12)

ACCESSORI ACCESSORIES

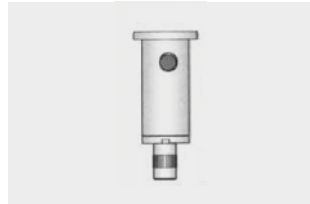
ESTRO JMKIT01

Staffa estruso tondo *Extruded round bracket*



ESTRO JAKIT05

Kit sospensione cavo 2m + doppio regolatore *Suspension kit L=2 m + double regulator*



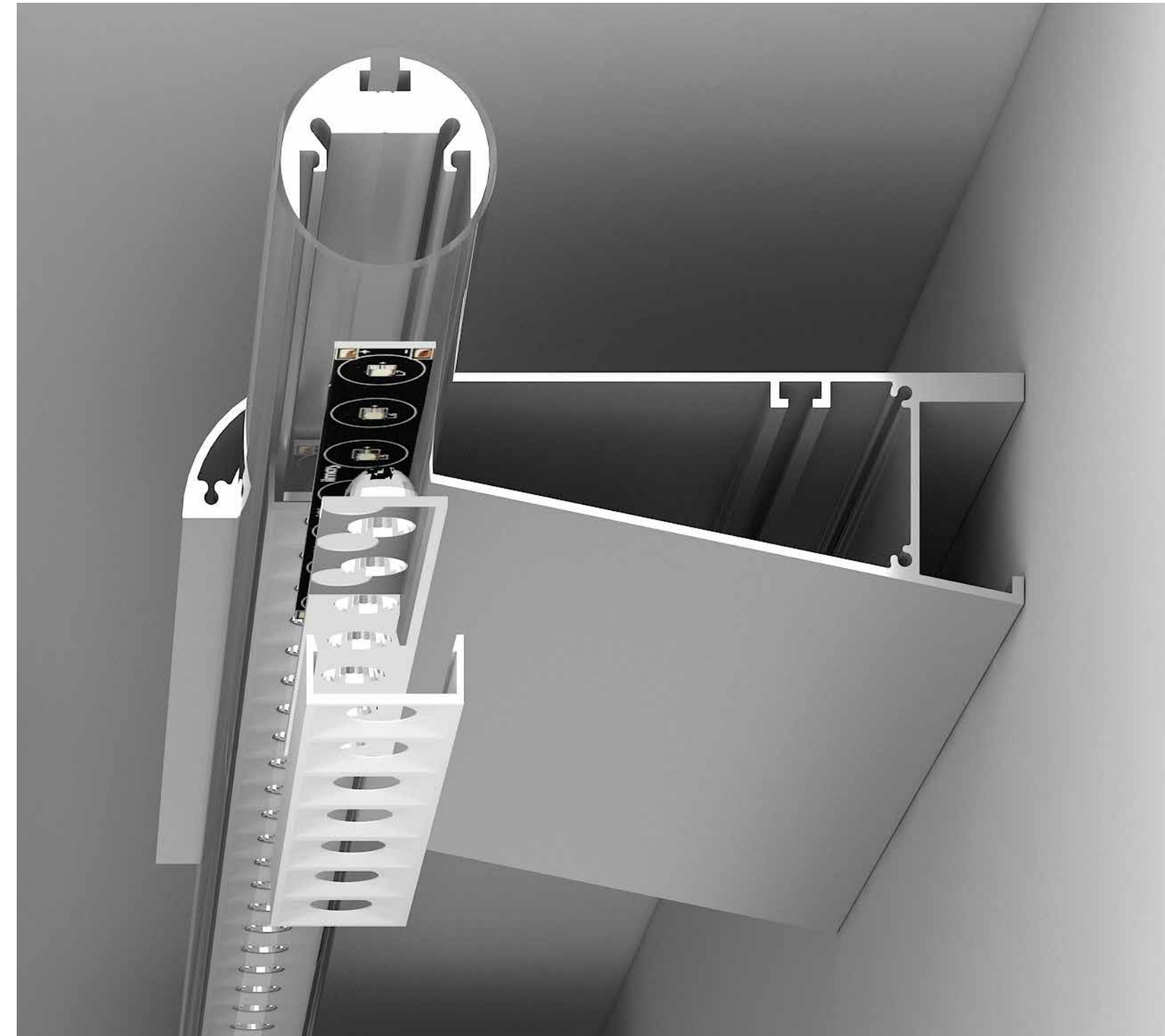
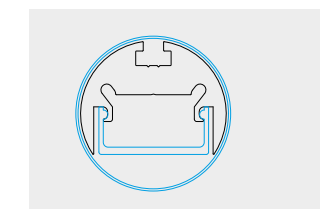
ACCESSORI ACCESSORIES

ESTRO HMTUBE n

(inserire misura in mm *insert required dimension in mm*)
Tubo in PMMA trasparente IP68 *PMMA transparent tube IP68*

HMTAP

KIT 2 TAPPI PER IP68 *2 IP68 CAPS KIT*






ESTRO CALPESTABILE ESTRO WALKABLE

Una striscia di luce per la creazione di soluzioni capaci di interpretare in modo dinamico le necessità d' illuminazione. Le linee luminose diventano parte integrante dell'architettura, esaltano i volumi, creano direzioni, sottolineano i particolari contribuendo alla creazione di un ambiente esterno dal carattere deciso e suggestivo.

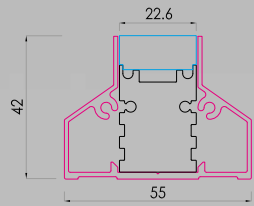
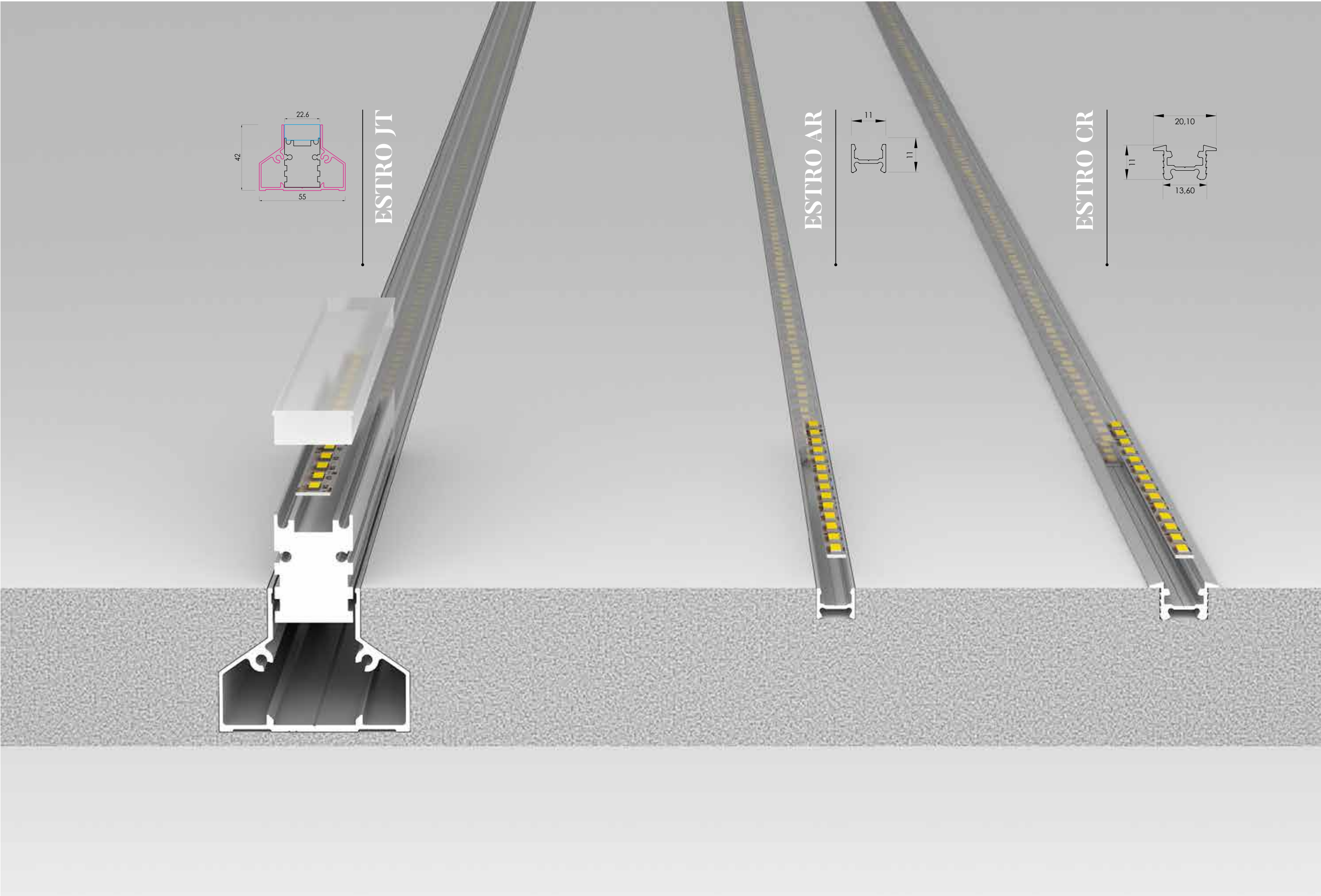
A strip of light to create solutions that are able to dynamically interpret lighting requirements. The light lines become an integral part of the architecture, enhance volumes, create directions and emphasise details, contributing to the creation of an external environment with a strong and decisive character.

CALPESTABILE/ WALKABLE

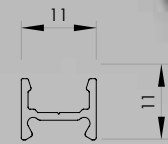
ESTRO JT | CR | AR



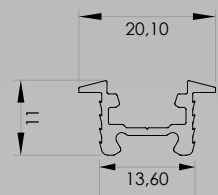
MADE IN ITALY



ESTRO JT



ESTRO AR



ESTRO CR

COME ORDINARE HOW TO ORDER

CREAZIONE CODICE CODE CREATION


J T

PROFILO
PROFILE

JT Estro JT

O

DIFFUSORE
DIFFUSER

 O Opal

V

POTENZA
POWER

B	10 W/m 1120lm/m 196 LED/m BAR
V	14.4 W/m 1350lm/m 238 LED/m STRIP SLIM
X	10 W/m 985lm/m 196 LED/m STRIP SLIM
O	RGB 14.4 W/m 60 LED/m STRIP
R	CTC 16.5 W/m 280 LED/m STRIP

B

TEMP. COLORE
TEMPERATURE

A	2700K (per/for B)
B	3000K
C	4000K
O	RGB
	CTC

O

OTTICA
BEAM

O Diffuse

O O 5 O O

LUNGHEZZA
LENGTH

ESEMPIO EXAMPLE

00500	500 mm
01000	1000 mm

O

COLORE COVER
COVER COLOR

OPALE/OPAL

O	Opale Opal
---	---------------

A

COLORE CORPO
BODY COLOR

TUTTI ALL

A	Alluminio anodizzato Anodized aluminium
---	--

COME ORDINARE HOW TO ORDER

CREAZIONE CODICE CODE CREATION

C R

PROFILO
PROFILE

CR Estro CR
AR Estro AR

O

DIFFUSORE
DIFFUSER

 O Opal

X

POTENZA
POWER

C	10 W/m 1120lm/m 196 LED/m BAR SLIM
V	14.4 W/m 1350lm/m 238 LED/m STRIP SLIM
X	10 W/m 985lm/m 196 LED/m STRIP SLIM
M	9 W/m RGB STRIP SLIM 120 LED/m

B

TEMP. COLORE
TEMPERATURE

B	3000K
C	4000K
O	RGB

O

OTTICA
BEAM

O Diffuse

O O 5 O O

LUNGHEZZA
LENGTH

ESEMPIO EXAMPLE

00500	500 mm
01000	1000 mm

O

COLORE COVER
COVER COLOR

OPALE/OPAL

O	Opale Opal
---	---------------

A

COLORE CORPO
BODY COLOR

TUTTI ALL

A	Alluminio anodizzato Anodized aluminium
---	--



A richiesta resina opale / On request opal resin




ESTRO SERIE-L ESTRO L-SERIES

La Serie L interpreta in modo completo e coerente la filosofia del progetto Estro: i grandi spazi trovano qui soluzioni di estrema praticità e versatilità.

I profili della Serie L si adattano alle differenti situazioni, consentendo diverse tipologie di installazione: tante sono le composizioni realizzabili e grande è la capacità di adattamento alle diverse esigenze di illuminazione, con l'utilizzo di varie sorgenti luminose, tutte altamente performanti, per un progetto appositamente studiato e realizzato per valorizzare prodotti disposti in luoghi di ampie dimensioni e consentire una gestione efficiente della merce.

L Series interprets in a complete and consistent way the philosophy of the Estro project: large spaces find here solutions of extreme practicality and versatility.

The profiles of the L series adapt to different situations, allowing for different types of installation: there are many possible compositions and a great ability to adapt to different lighting needs, with the use of various light sources, all high performance, for a project specifically designed and built to enhance products placed in large places and allow an efficient management of goods.


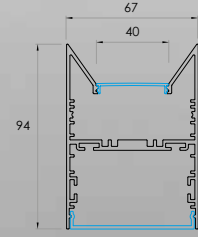


SERIE-L - L-SERIES


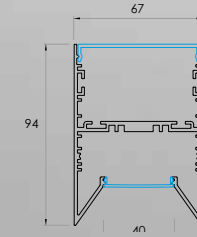
ESTRO LA | LB | LG | LH | LJ | LS


MADE IN ITALY

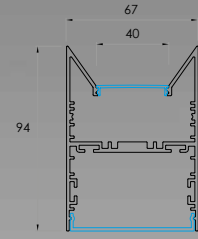
ESTRO LH



ESTRO LS

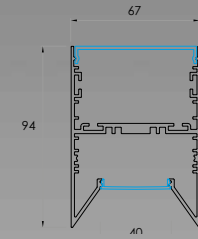


ESTRO LA



DRIVER INCLUSI
DRIVERS INCLUDED

ESTRO LB



DRIVER INCLUSI
DRIVERS INCLUDED

COME ORDINARE HOW TO ORDER

CREAZIONE CODICE CODE CREATION

L A

PROFILO PROFILE

- LH Estro LH¹
- LS Estro LS¹
- LA Estro LA
- LB Estro LB

SOSPENSIONE SUSPENSION	LH	
	LS	
PLAFONE CEILING	LA	
	LB	

O

DIFFUSORE DIFFUSER


-  O Opal

-  P Power

Solo per LS, LA / Only for LS, LA

-  A Comfort C1
-  B Comfort C2
-  C Comfort C3
-  E Excel

Solo per LS, LA / Only for LS, LA

-  R Reflecta

Solo per LS, LA / Only for LS, LA

-  W LENTE 3 file
3-lines LENS

Solo per LH, LA / Only for LH, LA

A

POTENZA POWER

- A 19 W/m | 2000lm/m | 196 LED/m | **STRIP**
- B 10 W/m | 1120lm/m | 196 LED/m | **BAR**
- D 20 W/m | 2200lm/m | 196 LED/m | **BAR**
- E 30 W/m | 3480lm/m | 392 LED/m | **BAR**
- I 27 W/m | 5280lm/m | 240 LED/m | **STRIP**
- J 2x19 W/m | 2x2000lm | 2x196 LED/m | **STRIP**
- K SCHEDE IN CC/CC BOARD
500mA 5.2W/mod (280mm) 836lm/
mod (280mm)

- L 9 W/mod | 1080lm/mod | 7 LED/mod
(140 mm)

- L 9 W/mod | 1080lm/mod | 7 LED/mod
(140 mm)

- C 10 W/m | 1120lm/m | 196 LED/m | **BAR SLIM**
- V 14.4 W/m | 1350lm/m | 238 LED/m | **STRIP LED**
- X 10 W/m | 985lm/m | 196 LED/m | **STRIP LED**

- W SCHEDE IN CC/CC BOARD
500mA 15W/mod (560mm)
2600lm/mod (560mm)

A

TEMP. COLORE TEMPERATURE

- A 2700K
(escluso, excluded K)
- B 3000K
- C 4000K
- D 3500K
(escluso, excluded K)

- A 2700K
- B 3000K
- C 4000K
- D 3500K
- X 3000-5700K (MIX)
- T TUNABLE WHITE

- A 2700K
- B 3000K
- C 4000K
- D 3500K
- X 3000-5700K (MIX)
- T TUNABLE WHITE

- A 2700K
- B 3000K
- C 4000K
- D 3500K
(per/for C)

- B 3000K
- C 4000K

O

OTTICA BEAM

- O Diffuse

- B 25°
- D 40°
- E 60°
- F 80°
- H 30° x 65°

- A 20°
- C 35°

- I Wall Washer
- L Wide
- M Extra Wide

- O -

0 0 5 0 0

LUNGHEZZA LENGTH

- ESEMPIO EXAMPLE**
- 00500 500 mm
 - 01000 1000 mm

- ESEMPIO EXAMPLE**
- 00001 1 Module
 - 00005 5 Modules

- ESEMPIO EXAMPLE**
- 00001 1 Module
 - 00005 5 Modules

- ESEMPIO EXAMPLE**
- 00500 500 mm
 - 01000 1000 mm

- ESEMPIO EXAMPLE**
- 00001 1 Module
 - 00005 5 Modules

O

COLORE COVER COVER COLOR

- OPALE
OPAL**
- O Opale
Opal

ALTRI OTHER

- A Alluminio anodizzato
Anodized aluminium
- W RAL9016 bianco ragg.
White wrinkle
- B RAL 9005 nero ragg.
RAL 9005 black wrinkle
- G RAL 9006 grigio ragg.
RAL 9006 grey wrinkle
- C Corten ragg.
Corten wrinkle
- L RAL 9005 nero lucido
Black glossy
- D RAL 1013 panna ragg.
Cream wrinkle
- E RAL 9010 bianco ragg.
White wrinkle
- F RAL 3020 rosso lucido
Red glossy
- H RAL 1036 oro verniciato
Painted gold
- I RAL 5026 blu metallizz.
Metallic Blue
- K RAL 2000 arancio lucido
Orange glossy

FINITURE SPECIALI SU RICHIESTA (vedi p. 12) SPECIAL FINISHING ON REQUEST (see p. 12)

A

COLORE CORPO BODY COLOR

TUTTI ALL

- A Alluminio anodizzato
Anodized aluminium
- W RAL9016 bianco ragg.
White wrinkle
- B RAL 9005 nero ragg.
RAL 9005 black wrinkle
- G RAL 9006 grigio ragg.
RAL 9006 grey wrinkle
- C Corten ragg.
Corten wrinkle
- L RAL 9005 nero lucido
Black glossy
- D RAL 1013 panna ragg.
Cream wrinkle
- E RAL 9010 bianco ragg.
White wrinkle
- F RAL 3020 rosso lucido
Red glossy
- H RAL 1036 oro verniciato
Painted gold
- I RAL 5026 blu metallizz.
Metallic Blue
- K RAL 2000 arancio lucido
Orange glossy

FINITURE SPECIALI SU RICHIESTA (vedi p. 12) SPECIAL FINISHING ON REQUEST (see p. 12)

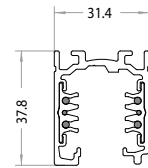
Finiture GALVANICHE non disponibili / GALVANIC finishing not available

¹ Per mono-emissione aggiungere in fondo al codice "M" per bi-emissione aggiungere "B"
¹ For mono-emission version add "M" For bi-emission version add "B" at the end of the code

ACCESSORI ACCESSORIES

Binario standard/Dali Standard/Dali track

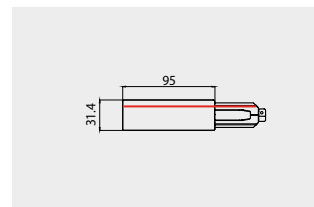
3 fasi+Dali 3 phases + Dali (solo per HS/KS Only for HS/KS)



Codice Code	Lungh. in mt Length mt			Finitura Finish	
	1 m	2 m	3 m	<input type="checkbox"/>	<input checked="" type="checkbox"/>
9605A	01	02	03	1	2

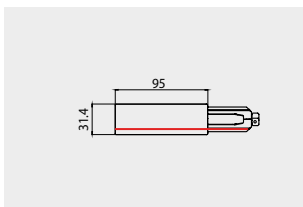
Esempio: 9605A012 = Binario - 1 m - nero
Example: 9605A012 = Binario - 1 m - black

Testata polarità destra/terra sinistra. Right polarity live-end/left earth (solo per HS/KS Only for HS/KS)



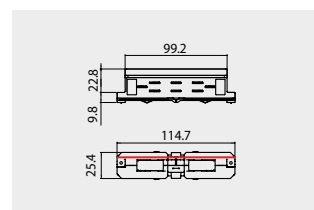
Codice Code	Finitura Finish	
9605A12	<input type="checkbox"/>	<input checked="" type="checkbox"/>
	1	2

Testata polarità sinistra/terra destra. Left polarity live-end/right earth (solo per HS/KS Only for HS/KS)



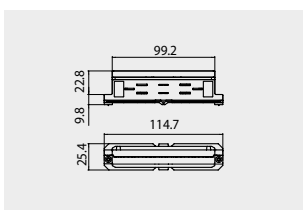
Codice Code	Finitura Finish	
9605A15	<input type="checkbox"/>	<input checked="" type="checkbox"/>
	1	2

Giunto lineare con contatti Electrical straight through joint. (solo per HS/KS Only for HS/KS)



Codice Code	Finitura Finish	
9605A14	<input type="checkbox"/>	<input checked="" type="checkbox"/>
	1	2

Giunto lineare isolante senza contatti. Mechanical straight insulating joint. (solo per HS/KS Only for HS/KS)



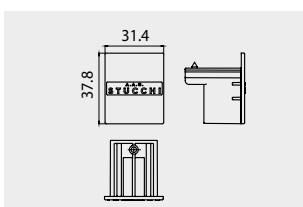
Codice Code	Finitura Finish	
9605A30	<input type="checkbox"/>	<input checked="" type="checkbox"/>
	1	2

Copertura binario 1000 mm Track cover 1000 mm (solo per HS/KS Only for HS/KS)



Codice Code	Finitura Finish	
9605A28	<input type="checkbox"/>	<input checked="" type="checkbox"/>
	1	2

Tappo chiusura Dead end (solo per HS/KS Only for HS/KS)

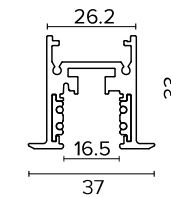


Codice Code	Finitura Finish	
9605A13	<input type="checkbox"/>	<input checked="" type="checkbox"/>
	1	2

ACCESSORI ACCESSORIES

Binario 48V

48V track (solo per LS/LB/LJ Only for LS/LB/LJ)

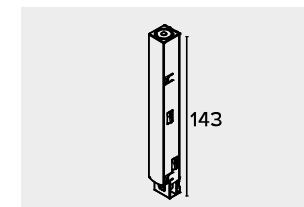


Codice Code	Lungh. in mt Length mt			Finitura Finish	
	1 m	2 m	3 m	<input type="checkbox"/>	<input checked="" type="checkbox"/>
9645A	01	02	03	1	2

Esempio: 9645A012 = Binario - 1 m - nero
Example: 9645A012 = Binario - 1 m - black

Testata End feet

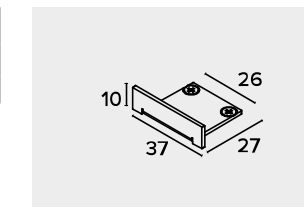
(solo per LS/LB/LJ Only for LS/LB/LJ)



Codice Code	Finitura Finish	
9630A12	<input type="checkbox"/>	<input checked="" type="checkbox"/>
	1	2

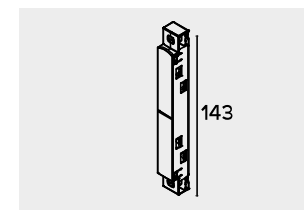
Tappo chiusura Dead end

(solo per LS/LB/LJ Only for LS/LB/LJ)



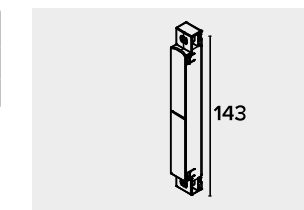
Codice Code	Finitura Finish	
9645A13	<input type="checkbox"/>	<input checked="" type="checkbox"/>
	1	2

Giunto lineare con contatti Electrical straight joint (solo per LS/LB/LJ Only for LS/LB/LJ)



Codice Code	Finitura Finish	
9630A14	<input type="checkbox"/>	<input checked="" type="checkbox"/>
	1	2

Giunto lineare senza contatti Electrical straight without joint (solo per LS/LB/LJ Only for LS/LB/LJ)



Codice Code	Finitura Finish	
9630A30	<input type="checkbox"/>	<input checked="" type="checkbox"/>
	1	2

FONTI LUMINOSE - LIGHT SOURCE





MADE IN ITALY



OPAL MICROPRISMATIC

DIFFUSORI IN POLICARBONATO: OPALE PER LUCE DIFFUSA E MICROPRISMATO PER LUMINANZE CONTROLLATE
 POLYCARBONATE DIFFUSER: OPAL FOR DIFFUSER EFFECT AND MICROPRISMATIC FOR CONTROLLED LUMINANCE



A richiesta trattamento **IP55** o **IP67**
 On request **IP55** or **IP67** treatment

LED BARS



30 W/m (cut min 35 mm) 392 LED/m 24V			20 W/m (cut min 35 mm) 196 LED/m 24V			10 W/m (cut min 35 mm) 196 LED/m 24V			10 W/m (cut min 35 mm) 196 LED/m 24V		
Temp. K	lm/m	lm/W	Temp. K	lm/m	lm/W	Temp. K	lm/m	lm/W	Temp. K	lm/m	lm/W
2700			2700			2700			2700		
3000	3480	116	3000	2200	110	3000	1120	112	3000	1120	112
3500			3500			3500			3500		
4000			4000			4000			4000		

Dati per metro lineare Linear meter data



LED STRIPS

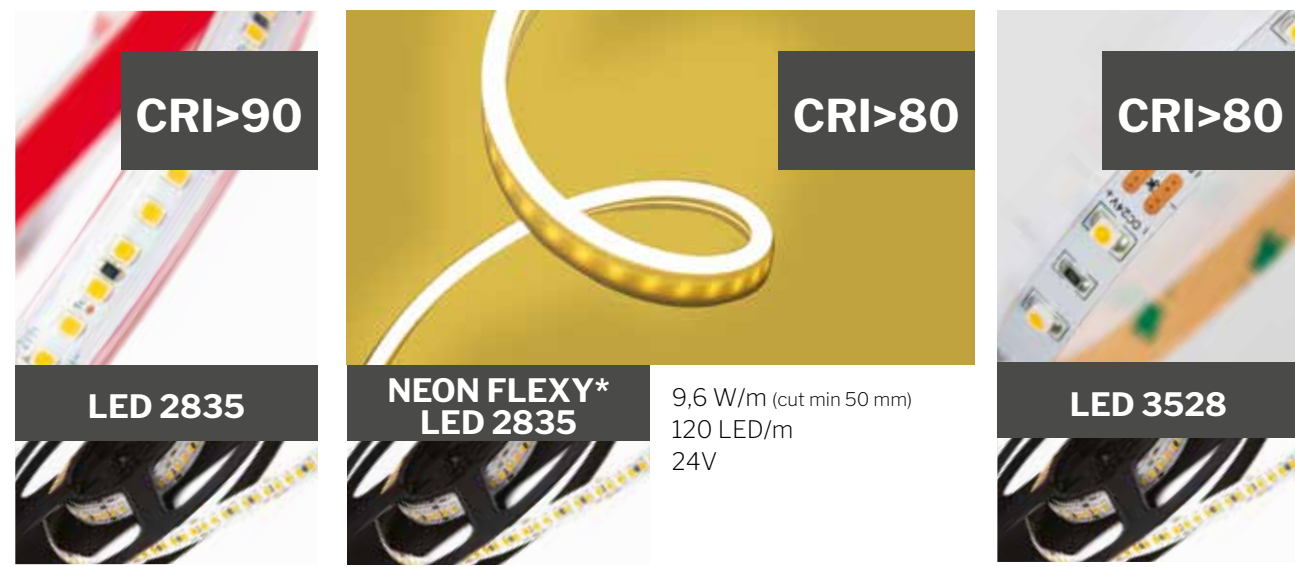


Temp. K	lm/m	lm/W
2700		
3000	2000	105
3500		
4000		

Temp. K	lm/m	lm/W
2700		
3000	5280	196
4000		

Temp. K	lm/m	lm/W
2700		
3000	985	99,3
4000		

Temp. K	lm/m	lm/W
2700		
3000	1350	100
4000		



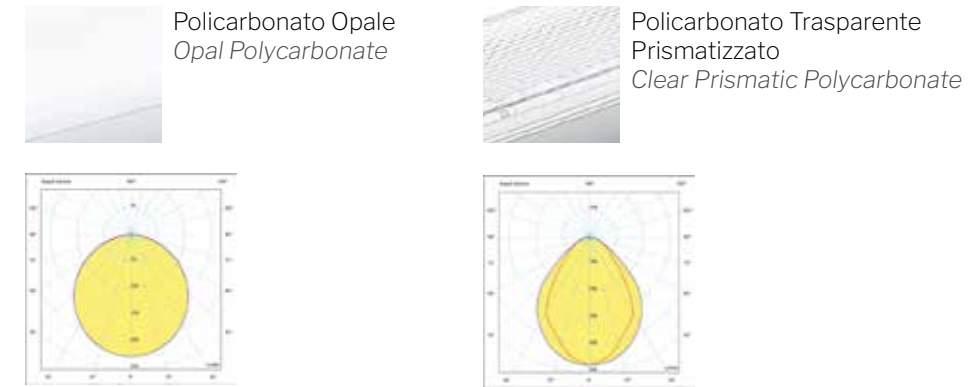
Temp. K	lm/m	lm/W
2700		
3000	200	20
4000		

Temp. K	lm/m	lm/W
2700		
3000	1810	112
4000		

Temp. K	lm/m	lm/W
2700		
3000	495	103
4000		

Dati per metro lineare Linear meter data
*Per profili SLIM *For SLIM profile

DIFFUSORE DIFFUSER



TEMPERATURA DI COLORE COLOR TEMPERATURE



CARATTERISTICHE ELETTRICHE MODULO EMERGENZA EMERGENCY MODULE ELECTRICAL FEATURES



COD 123010

KIT emergenza 1 ora, misura consigliata 400 mm, potenza massima 4W
Per ordinare il KIT emergenza aggiungere EM in fondo al codice ordinazione LED OPAL, LED PRISMATIC.
Esempio: JAOXA000400nn EM = ESTRO JA - 2700K - LED 2835 10W/mt - 400 mm + KIT emergenza 1 ora
1h Emergency KIT, suggested size 400 mm, maximum power 4W
How to order the emergency Kit: add the code EM at the end of purchase code LED OPAL, LED PRISMATIC.
Example: JAOXA000400nn EM = ESTRO JA - 2700K - LED 2835 10W/mt - 400 mm + emergency KIT 1 hour



RGB

STRIP RGB

14,4W/m (cut 100 mm) LED 5050
RGB - 60 LED/m
24V



RGB+W

STRIP RGB + 3000K

19,2W/m (cut 100 mm) LED 3528
Temp. RGB+3000K - 60 LED/m
24V



RGB SLIM

STRIP RGB SLIM

9W/m (cut 50 mm) LED 2835
RGB - 120 LED/m
24V



RGB+CTC

RGB + 2700/6000
STRIP

19,2W/m (cut 62,5 cm) LED 5050 96 LED/m
RGB 3000K-6000K
24V



CTC

DYNAMIC WHITE

16,5W/m (cut 25 mm) LED 3528
Temp. 2700K-6000K - 280 LED/m
24V

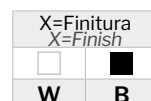
CONTROLLER STRIP RGB/ RGB SLIM / RGB+W / RGB+CTC / CTC



DRC-5CV
Centralina + Telecomando
Control unit + remote
control



DMX-T4-ZONE-x
Controllo DMX da muro
DMX wall control



DLX 1224-4CV-DMX
Interfaccia DMX 240W
DMX interface 240W

ESTRO FOOD




LA LUCE E IL RISPARMIO ENERGETICO PER LA VENDITA NEL FOOD

Una nuova proposta di Estro: per il mercato alimentare una luce più performante e più idonea per illuminare nel miglior modo i negozi alimentari e i reparti dei supermercati.

LIGHT AND ENERGY SAVING FOR FOOD SALES

A new Estro proposal: for the food market, more powerful lighting and better suited to light in the best way food shops and supermarket aisles.





REFLECTA

La nuova serie di riflettori, in alluminio estruso, da utilizzare con i profili della serie Estro: sono disponibili le ottiche per un effetto WALL WASHER, WIDE o EXTRA WIDE per ogni tipo di esigenza illuminotecnica.

The new series of reflectors, in extruded aluminium, for use with the Estro series profiles: optics are available for a WALL WASHER, WIDE or EXTRA WIDE every time any kind of lighting need

A richiesta trattamento **IP55**
On request **IP55** treatment

SORGENTI DA UTILIZZARE CON TUTTE LE COVER REFLECTA LIGHT SOURCE TO USE WITH ALL REFLECTA COVER



10 W/m (cut min 35mm)
196 LED/m
24V

Temp. K	lm/m	lm/W
2700		
3000	1120	112
3500		
4000		



14,4 W/m (cut min 29mm)
238 LED/m
24V

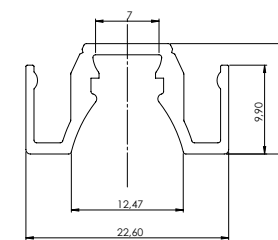
Temp. K	lm/m	lm/W
2700		
3000	1350	94
3500		
4000		



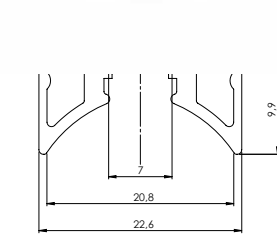
10 W/m (cut min 35,8mm)
196 LED/m
24V

Temp. K	lm/m	lm/W
2700		
3000	985	99
3500		
4000		

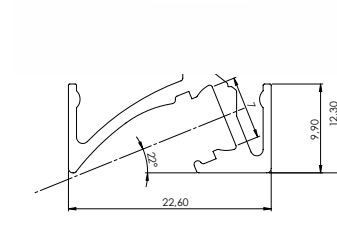
Dati per metro lineare Linear meter data



REFLECTA WIDE 80°



REFLECTA EXTRA WIDE 100°



REFLECTA WALL WASHER



POWER

MODULO CON COVER IN ALLUMINIO E LENTI IN POLICARBONATO
 MODULE WITH ALUMINIUM COVER AND POLYCARBONATE LENS

CARATTERISTICHE ELETTRICHE ELECTRICAL FEATURES






DIMMERABILE / DIMMABLE

9W/mod (140 mm) LED 3535
 24V - CRI>90

Temp. K	lm/mod	lm/W
2700	1080	120
3000	1080	120
3500	1080	120
4000	1080	120

3000 - 5700 MIX

Tunable White 2700/5700


Dati per singolo modulo Individual module data

LENTE LENS




Lente in policarbonato
 Polycarbonate lens


OTTICHE FASCIO BEAM OPTICS



25°




40°








60°



80°



30°x65
 ellittico *elliptical*





COMFORT

MODULI CON OTTICHE DARKLIGHT
MODULE WITH DARKLIGHT OPTICS

A richiesta trattamento **IP55**
On request **IP55** treatment

CARATTERISTICHE ELETTRICHE ELECTRICAL FEATURES






DIMMERABILE / DIMMABLE

9W/mod (140 mm) LED 3535
24V - CRI>90

Temp. K	lm/mod	lm/W
2700	1080	120
3000	1080	120
3500	1080	120
4000	1080	120

3000 - 5700 MIX

Tunable White 2700/5700


Dati per singolo modulo Individual module data

RIFLETTORE REFLECTOR




Darklight
Darklight



OTTICHE FASCIO BEAM OPTICS **UGR<19**




20°



35°





EXCEL

MODULO CON COVER IN ALLUMINIO E OTTICHE DARKLIGHT
 MODULE WITH ALUMINIUM COVER AND DARKLIGHT OPTICS

A richiesta trattamento **IP55**
 On request **IP55** treatment

CARATTERISTICHE ELETTRICHE ELECTRICAL FEATURES



CE IP20  GWT 850 **DIMMERABILE / DIMMABLE**

9W/mod (140 mm) LED 3535
 24V - CRI>90

Temp. K	lm/mod	lm/W
2700	1080	120
3000	1080	120
3500	1080	120
4000	1080	120

3000 - 5700 MIX

Tunable White 2700/5700

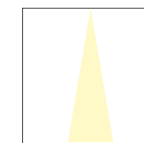
Dati per singolo modulo Individual module data

RIFLETTORE REFLECTOR





Darklight
 Darklight


OTTICHE FASCIO BEAM OPTICS **UGR<19**



20°



35°





SPOT

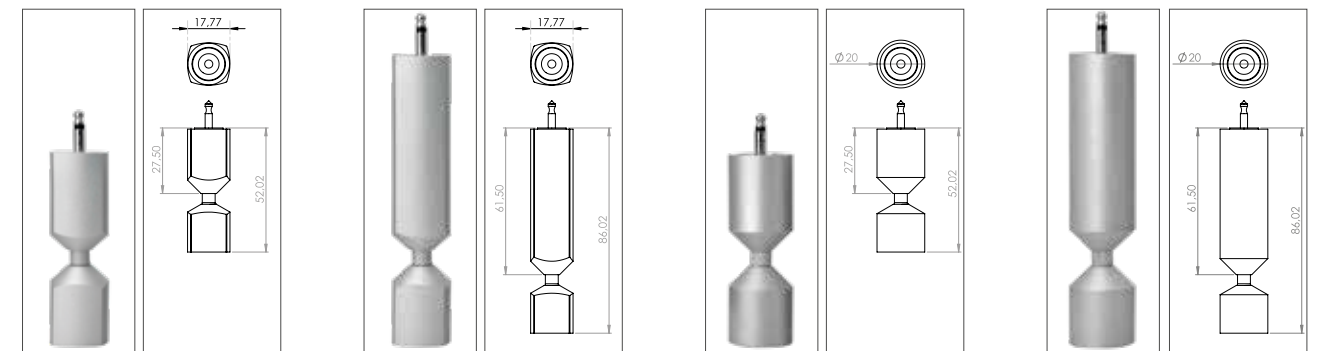
MODULO CON SPOT LED AD INSERIMENTO JACK
SPOT LED MODULE WITH JACK

CARATTERISTICHE ELETTRICHE ELECTRICAL FEATURES



CE
IP20
GWT 850
NON DIMMERABILE / NOT DIMMABLE

SCHEDA/BOARD - 3 x 2W MAX (Modulo/Module 140 mm)
24V - CRI>90



SPOT 1

SPOT 2

SPOT 3

SPOT 4

SPOT - 2W
24V - CRI>90

Temp. K	lm	lm/W
2700	150	75
3000	150	75
3500	150	75
4000	150	75

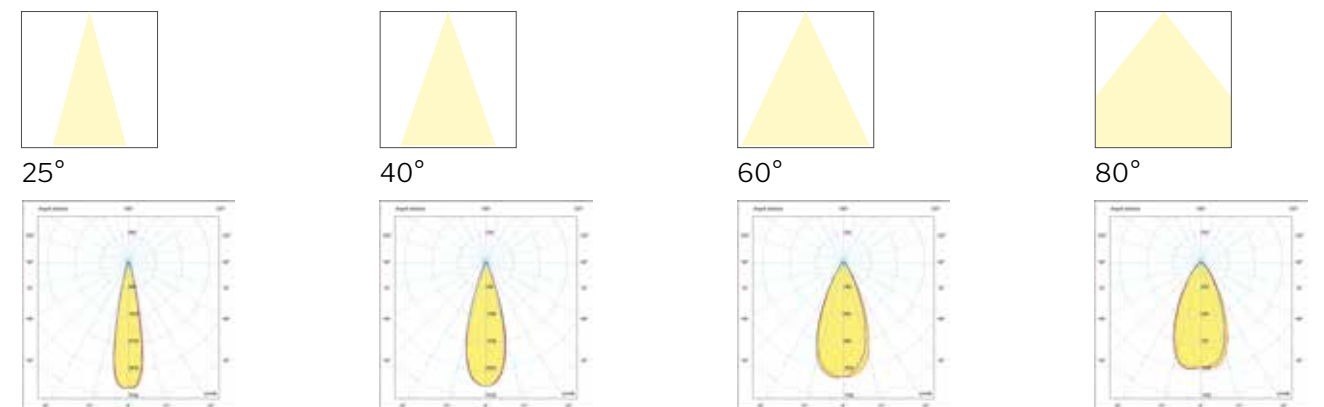
Dati per singolo faretto Individual spotlight data

RIFLETTORE REFLECTOR



Polycarbonato Trasparente
Clear Polycarbonate

OTTICHE FASCIO BEAM OPTICS



COME ORDINARE HOW TO ORDER

CREAZIONE CODICE CODE CREATION





S P

ARTICOLO
ARTICLE

SP SPOT

O

TIPO
TYPE

	1	Spot 1
	2	Spot 2
	3	Spot 3
	4	Spot 4

A

POTENZA
POWER

O 2W

A

TEMP. COLORE
TEMPERATURE

A	2700K
B	3000K
C	4000K
D	3500K

O

OTTICA
BEAM

B	25°
D	40°
E	60°
F	80°

O O O O O

LUNGHEZZA
LENGTH

00000 -

O

COLORE COVER
COVER COLOR

TUTTI ALL

O Lente
Lens

O

COLORE CORPO
BODY COLOR


SPOT

A	Alluminio anodizzato Anodized aluminium
W	RAL9016 bianco ragg. White wrinkle
B	RAL 9005 nero ragg. RAL 9005 black wrinkle
G	RAL 9006 grigio ragg. RAL 9006 grey wrinkle
C	Corten ragg. Corten wrinkle
L	RAL 9005 nero lucido Black glossy
D	RAL 1013 panna ragg. Cream wrinkle
E	RAL 9010 bianco ragg. White wrinkle
F	RAL 3020 rosso lucido Red glossy
H	RAL 1036 oro verniciato Painted gold
I	RAL 5026 blu metallizz. Metallic Blue
K	RAL 2000 arancio lucido Orange glossy
M	Oro Gold
N	Oro opaco Gold matt
O	Cromo Chrome
P	Cromo opaco Chrome matt
Q	Cromo nero Chrome black
R	Bronzo base Ottone Bronze Brass base
S	Bronzo base Rame Bronze Copper base
T	Ottone Brass
U	Rame Copper

ALTRE FINITURE (vedi p.11)
E FINITURE SPECIALI
(vedi p.12)

SU RICHIESTA
OTHER FINISHING (see p.11)
AND SPECIAL FINISHING
(see p.12)
ON REQUEST

su richiesta: fissaggio direttamente sul blind (senza scheda SPOT)
on request: fixing directly on the blind (without SPOT board)



CARATTERISTICHE ELETTRICHE ELECTRICAL FEATURES






DIMMERABILE / DIMMABLE

3,6W/mod (140 mm) LED 3030
24V - CRI>90

Temp. K	lm/mod	lm/W
2700	460	128
3000	460	128
3500	460	128
4000	460	128


Dati per singolo modulo Individual module data

NEW!

S-POWER

COVER IN ALLUMINIO
ALUMINIUM COVER

A richiesta trattamento **IP55**
On request **IP55** treatment



CARATTERISTICHE ELETTRICHE ELECTRICAL FEATURES






DIMMERABILE / DIMMABLE

3,6W/mod (140 mm) LED 3030
24V - CRI>90

Temp. K	lm/mod	lm/W
2700	460	128
3000	460	128
3500	460	128
4000	460	128

Dati per singolo modulo Individual module data

RIFLETTORE REFLECTOR




Riflettore in policarbonato
Polycarbonate reflector

NEW!

S-EXCEL

COVER IN ALLUMINIO E RIFLETTORI IN POLICARBONATO
ALUMINIUM COVER AND POLYCARBONATE REFLECTORS

A richiesta trattamento **IP55**
On request **IP55** treatment



NEW!

S-COMFORT

MODULO CON COVER IN POLICARBONATO
MODULE WITH POLYCARBONATE COVER

A richiesta trattamento **IP55**
On request **IP55** treatment

CARATTERISTICHE ELETTRICHE ELECTRICAL FEATURES






DIMMERABILE / DIMMABLE

3,6W/mod (140 mm) LED 3030
24V - CRI>90

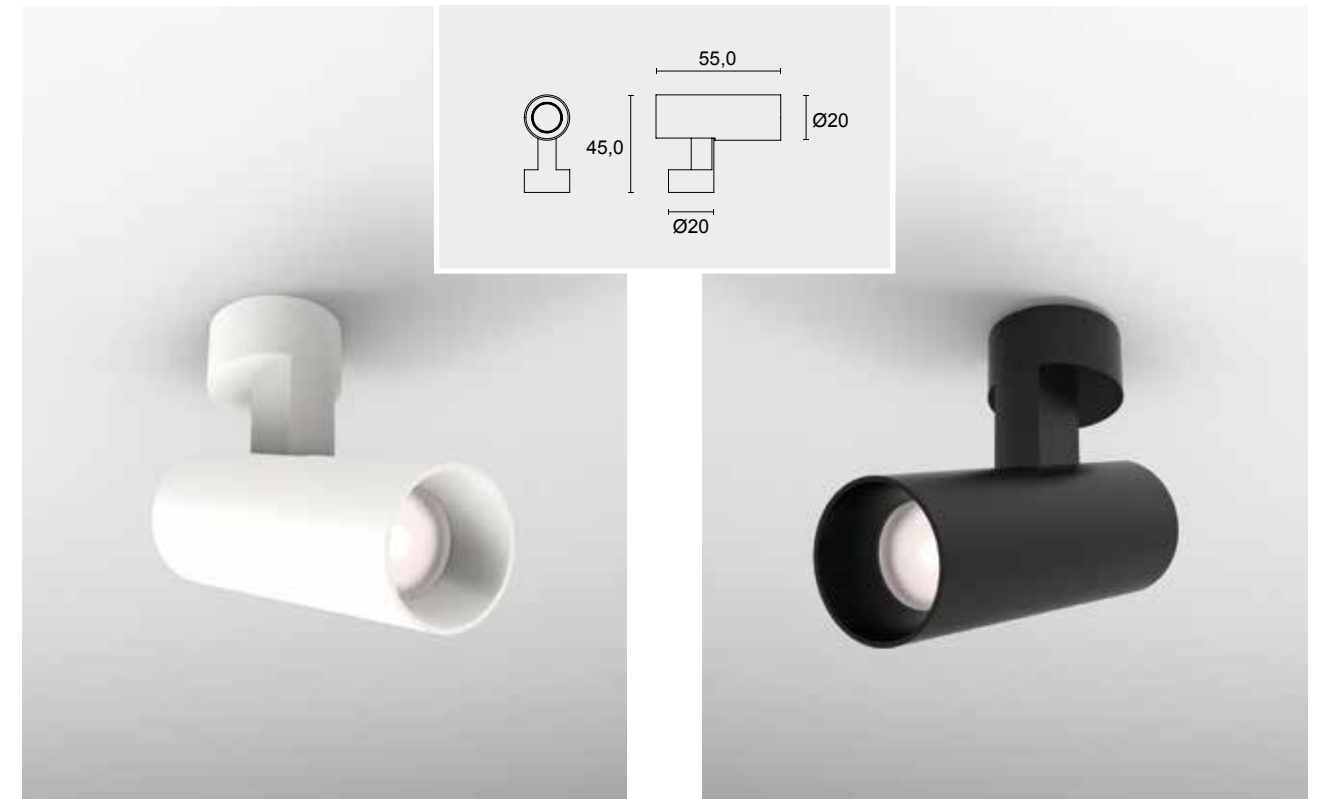
Temp. K	lm/mod	lm/W
2700	460	128
3000	460	128
3500	460	128
4000	460	128

Dati per singolo modulo Individual module data


**COMING
SOON**



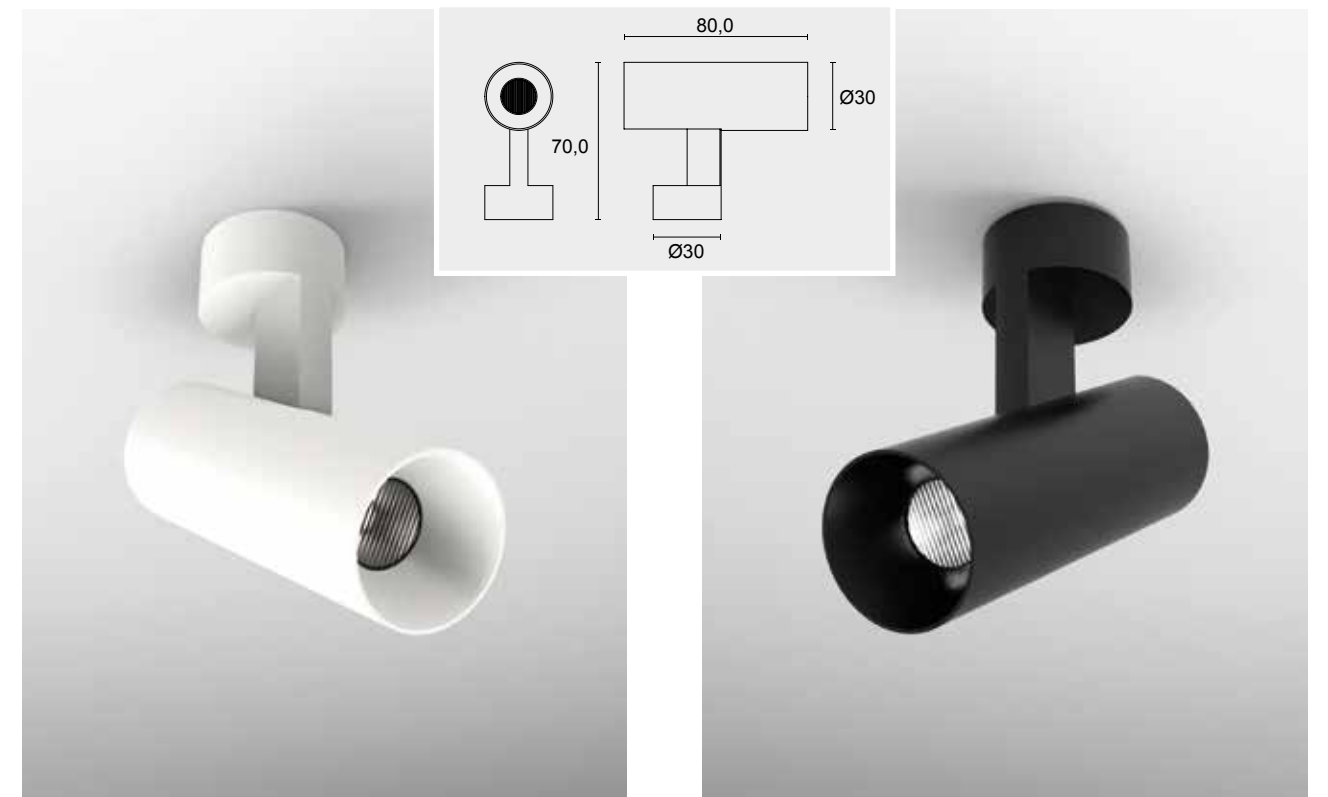
MINI SPOT



MICRO SPOT



SPOT EVO





BLIND

COPERTURA IN ALLUMINIO
ALUMINIUM COVER

DISPONIBILE CON:
AVAILABLE WITH



Proiettori/Spotlights
KXS/MINIMAGIC / QUAD



Estro spot con fissaggio direttamente sul blind
Estro spot with fixing directly on the blind
ESTRO SP - 2W 350 mA



Sospensioni/Suspensions
ICE LED



COME ORDINARE HOW TO ORDER

CREAZIONE CODICE CODE CREATION

I C

PROFILO
PROFILE

IC Sospensione ICE
Suspensions ICE

1

DIFFUSORE
DIFFUSER

1 1120 350mm
2 1121 180mm

C

POTENZA
POWER

C 2 W 350 mA

A

TEMP. COLORE
TEMPERATURE

A 2700K 130lm
B 3000K 144lm
C 4000K 156lm
D 3500K 1150lm

G

OTTICA
BEAM

G 25°
N 40°
T 60°
1 80°

0 0 5 0 0

LUNGHEZZA
LENGTH

ESEMPIO EXAMPLE
00500 500 mm
01000 1000 mm

0

COLORE COVER
COVER COLOR

TUTTI ALL

W	RAL9016 bianco ragg. White wrinkle
B	RAL 9005 nero ragg. RAL 9005 black wrinkle
G	RAL 9006 grigio ragg. RAL 9006 grey wrinkle
C	Corten ragg. Corten wrinkle
L	RAL 9005 nero lucido Black glossy
D	RAL 1013 panna ragg. Cream wrinkle
E	RAL 9010 bianco ragg. White wrinkle
F	RAL 3020 rosso lucido Red glossy
H	RAL 1036 oro verniciato Painted gold
I	RAL 5026 blu metallizz. Metallic Blue
K	RAL 2000 arancio lucido Orange glossy
M	Oro Gold
N	Oro opaco Gold matt
O	Cromo Chrome
P	Cromo opaco Chrome matt
Q	Cromo nero Chrome black
R	Bronzo base Ottone Bronze Brass base
S	Bronzo base Rame Bronze Copper base
T	Ottone Brass
U	Rame Copper

**FINITURE SPECIALI
SU RICHIESTA (vedi p. 12)
SPECIAL FINISHING
ON REQUEST (see p. 12)**

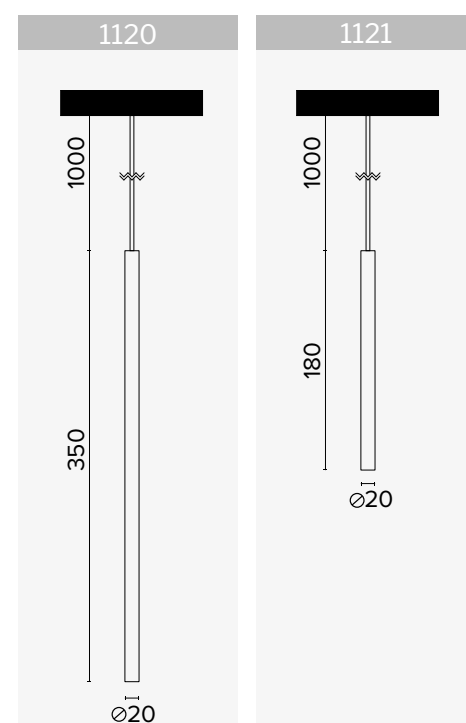
A

COLORE CORPO
BODY COLOR

TUTTI ALL

W	RAL9016 bianco ragg. White wrinkle
B	RAL 9005 nero ragg. RAL 9005 black wrinkle
G	RAL 9006 grigio ragg. RAL 9006 grey wrinkle
C	Corten ragg. Corten wrinkle
L	RAL 9005 nero lucido Black glossy
D	RAL 1013 panna ragg. Cream wrinkle
E	RAL 9010 bianco ragg. White wrinkle
F	RAL 3020 rosso lucido Red glossy
H	RAL 1036 oro verniciato Painted gold
I	RAL 5026 blu metallizz. Metallic Blue
K	RAL 2000 arancio lucido Orange glossy
M	Oro Gold
N	Oro opaco Gold matt
O	Cromo Chrome
P	Cromo opaco Chrome matt
Q	Cromo nero Chrome black
R	Bronzo base Ottone Bronze Brass base
S	Bronzo base Rame Bronze Copper base
T	Ottone Brass
U	Rame Copper

**FINITURE SPECIALI
SU RICHIESTA (vedi p. 12)
SPECIAL FINISHING
ON REQUEST (see p. 12)**



A richiesta cavo di lunghezza diversa.
On request different length cable.



PROIETTORE SPOTLIGHT



COME ORDINARE HOW TO ORDER

CREAZIONE CODICE CODE CREATION

P R

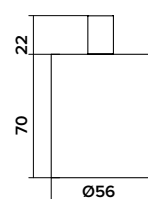
ARTICOLO
ARTICLO

PR Spotlight

K

TIPO
TYPE

K KXS



A

POTENZA
POWER

A 8 W 250 mA

1

TEMP. COLORE
TEMPERATURE

Z 2700K CRI>90 1125lm
7 3000K CRI>90 1185lm
8 4000K CRI>90 1245lm
S 3000K CRI 97,6 SUNLIKE 900lm
X 3300K CRI 95 VIVID 1000lm
D 3500K CRI 95 VIVID 1015lm

B

OTTICA
BEAM

B 12°
F 24°
M 38°
T 60°

0 0 0 0 0

LUNGHEZZA
LENGTH

00000 -

W

COLORE SPOT
SPOT COLOR

KXS

W RAL9016 bianco ragg.
White wrinkle
B RAL 9005 nero ragg.
RAL 9005 black wrinkle
G RAL 9006 grigio ragg.
RAL 9006 grey wrinkle
C Corten ragg.
Corten wrinkle
L RAL 9005 nero lucido
Black glossy
D RAL 1013 panna ragg.
Cream wrinkle
E RAL 9010 bianco ragg.
White wrinkle
F RAL 3020 rosso lucido
Red glossy
H RAL 1036 oro verniciato
Painted gold
I RAL 5026 blu metallizz.
Metallic Blue
K RAL 2000 arancio lucido
Orange glossy
M Oro
Gold
N Oro opaco
Gold matt
O Cromo
Chrome
P Cromo opaco
Chrome matt
Q Cromo nero
Chrome black
R Bronzo base Ottone
Bronze Brass base
S Bronzo base Rame
Bronze Copper base
T Ottone
Brass
U Rame
Copper

MINI MAGIC/QUAD

W RAL9016 bianco ragg.
White wrinkle
B RAL 9005 nero ragg.
RAL 9005 black wrinkle

FINITURE SPECIALI
SU RICHIESTA (vedi p. 12)
SPECIAL FINISHING
ON REQUEST (see p.12)

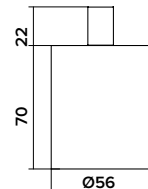
O

COLORE CORPO
BODY COLOR

TUTTI ALL

O -

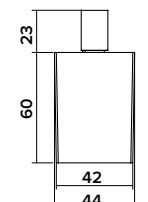

M MINI MAGIC



Q 8 W 600 mA

Z 2700K CRI>90 1010lm
7 3000K CRI>90 1060lm
8 4000K CRI>90 1120lm

Q MAGIC QUAD



C 3,2 W 500 mA
B 2,1 W 350 mA

Z 2700K CRI>90 1010lm (per/for C)
7 3000K CRI>90 1060lm (per/for C)
8 4000K CRI>90 1120lm (per/for C)
S 3000K CRI 97,6 SUNLIKE 225lm
(per/for B)

C 15°
K 30°

00000 -

C 15°
3 22°
L 35°
4 42°
5 22°x25°
6 65°x65°
Y WALL WASHER

00000 -



**PROFILI NOVITÀ
NEWS PROFILES**



COMING SOON

MP

PROFILO AD INCASSO PER CARTONGESSO DA POSARE PER LUCE DI ATMOSFERA
RECESSED PROFILE FOR PLASTERBOARD TO BE INSTALLED FOR ATMOSPHERE LIGHT



COMING SOON

MJ

PROFILO AD INCASSO PER CARTONGESSO DA POSARE RECESSATO
RECESSED PROFILE FOR PLASTERBOARD TO BE INSTALLED

COME ORDINARE HOW TO ORDER

CREAZIONE CODICE CODE CREATION

M P

PROFILO PROFILE

- MP** Estro MP
- MJ** Estro MJ

O

DIFFUSORE DIFFUSER

-  **O** Opal

A

POTENZA POWER

- A** 19 W/m | 2000lm/m | 196 LED/m | **STRIP**
- B** 10 W/m | 1120lm/m | 196 LED/m | **BAR**
- D** 20 W/m | 2200lm/m | 196 LED/m | **BAR**
- F** 20 W/m | 1700lm/m | 196 LED/m | **FRESH MEAT | BAR**
- V** 14.4 W/m | 1350lm/m | 238 LED/m | **STRIP SLIM**
- X** 10 W/m | 985lm/m | 196 LED/m | **STRIP SLIM**
- O** RGB | 14.4 W/m | 60 LED/m | **STRIP**
- R** CTC | 16.5 W/m | 280 LED/m | **STRIP**

A

TEMP. COLORE TEMPERATURE

- A** 2700K
- B** 3000K
- C** 4000K
- D** 3500K
(per/for A,B,D)
- RGB**
- O** CTC
FRESH MEAT

O

OTTICA BEAM

- O** Diffuse

O O 5 O O

LUNGHEZZA LENGTH

- ESEMPIO EXAMPLE**
- 00500** 500 mm
 - 01000** 1000 mm

O

COLORE COVER COVER COLOR

- OPALE/MICROPRISMATICO
OPAL/MICROPRISMATIC**
- O** Opale
Opal

A

COLORE CORPO BODY COLOR

- TUTTI ALL**
- A** Alluminio anodizzato
Anodized aluminium
 - W** RAL9016 bianco ragg.
White wrinkle
 - B** RAL 9005 nero ragg.
RAL 9005 black wrinkle
 - G** RAL 9006 grigio ragg.
RAL 9006 grey wrinkle
 - C** Corten ragg.
Corten wrinkle
 - L** RAL 9005 nero lucido
Black glossy
 - D** RAL 1013 panna ragg.
Cream wrinkle
 - E** RAL 9010 bianco ragg.
White wrinkle
 - F** RAL 3020 rosso lucido
Red glossy
 - H** RAL 1036 oro verniciato
Painted gold
 - I** RAL 5026 blu metallizz.
Metallic Blue
 - K** RAL 2000 arancio lucido
Orange glossy

**FINITURE SPECIALI
SU RICHIESTA (vedi p. 12)
SPECIAL FINISHING
ON REQUEST (see p. 12)**

CASAMBI

LA SOLUZIONE CASAMBI CASAMBI SOLUTION

CASAMBI COS'É? WHAT IS CASAMBI?

Casambi è un sistema avanzato di controllo dell'illuminazione, il modo più semplice e naturale per controllare le proprie lampade. E' una soluzione basata su Bluetooth Low Energy (BLE). BLE è un wireless di ultima generazione tecnologica e l'unico wireless a bassa potenza (tecnologia presente in tutti gli smartphone moderni).

Grazie alla semplicità intuitiva dell'applicazione, attraverso uno smartphone o un qualunque altro dispositivo mobile, chiunque potrà creare e gestire in autonomia la propria rete di illuminazione controllando ogni apparecchio, singolarmente oppure in gruppi, a seconda delle esigenze e delle funzioni richieste.

Casambi is an advanced automation lighting control system, the simplest and natural way to control your own lamps. It is a bluetooth low energy (BLE). It is a bluetooth low energy (BLE) solution. BLE is a latest generation wireless technology and the only low-voltage wireless. Thanks to the intuitive simplicity of the app anyone can create and manage a lighting network singlehandedly by controlling every fixture individually or in groups depending on the needs and the functions required, using a Smartphone or any other mobile device.




SENSORE IR

IR SENSOR

Grazie al sensore, potrai con un semplice tocco, dimmerare, accendere o spegnere il tuo profilo

Thanks to the sensor, you can with a simple touch dimmer, turn on or turn off your profile

6/24V
4A



Il sensore a infrarossi A7IR rileva la presenza di una superficie nera opaca ad una distanza < di 80mm

The infrared sensor A7IR recognizes the presence of a black opaque surface from a distance < of 80 mm

SENSORE PIR

PIR SENSOR

12/24V
8A



Sensore di presenza
Presence sensor



Ilmas S.p.A.

Via Vittorio Emanuele, 23B

20010 Bernate Ticino (MI)

tel. +39 02 93900 349 / +39 02 93900 353

fax +39 02 93900 357

ilmas@ilmas.com / www.ilmas.com



+39 331 3241020